

F21 MGPF Participant Evaluation

Description:

Date Created: 9/24/2021 11:28:54 AM

Date Range: 10/1/2021 12:00:00 AM - 10/25/2021 11:59:00 PM

Total Respondents: 127

Q1. F21 MGPF Participant Evaluation

Count	Percent		
126	99.21%	<div><div></div></div>	Current FHSU student
1	0.79%	<div><div></div></div>	Other: (please specify)
Count	Percent		
127	Respondents		

Q2. How did you hear about the Majors and Graduate Programs Fair? (select all that apply)

Count	Respondent %	Response %	
18	14.17%	7.86%	Email
5	3.94%	2.18%	Social Media
7	5.51%	3.06%	Sidewalk Chalk
27	21.26%	11.79%	Class Assignment/Extra Credit
0	0.00%	0.00%	Union Television/Displays
6	4.72%	2.62%	Academic advisors
7	5.51%	3.06%	Advisor
7	5.51%	3.06%	Advisors told me
20	15.75%	8.73%	Class
85	66.93%	37.12%	Freshman seminar
4	3.15%	1.75%	Friend
0	0.00%	0.00%	KAMS
0	0.00%	0.00%	Robert Duffy
9	7.09%	3.93%	Seminar
19	14.96%	8.30%	Seminar class
1	0.79%	0.44%	Sorority and FS
14	11.02%	6.11%	Teacher
0	0.00%	0.00%	Other: (please specify)
127	Respondents		
229	Responses		

Q3. How did you participate in the fair? (select all that apply)

Count	Respondent %	Response %	
54	42.52%	41.86%	No-Contact Browsing (10:00 a.m. to 11:00 a.m. and 2:00 p.m. to 3:00 p.m.)
75	59.06%	58.14%	Traditional Fair (11:00 a.m. to 2:00 p.m.)
0	0.00%	0.00%	FlipGrid (virtual participation)
127	Respondents		
129	Responses		

Q4. How would you rate your experience with FlipGrid on a scale of 1-5 with 5 being the highest?

Count	Percent		
59	46.46%	<div><div></div></div>	5
29	22.83%	<div><div></div></div>	4
32	25.20%	<div><div></div></div>	3
1	0.79%	<div><div></div></div>	2
6	4.72%	<div><div></div></div>	1
127	Respondents		

Q5. Do you think FlipGrid should be utilized in the future?

Count	Percent		
95	74.80%	<div><div></div></div>	Yes
32	25.20%	<div><div></div></div>	No
127	Respondents		

Q6. What would you suggest to improve your experience with FlipGrid?

Count	Percent		
65	56.52%	<div><div></div></div>	I didn't really have to use it so I don't know
25	21.74%	<div><div></div></div>	NA
25	21.74%	<div><div></div></div>	Nothing
115	Respondents		

Q7. How much time did you spend at the fair (physically & virtually)?

Count	Percent		
12	10.43%	<div><div></div></div>	1-5 min.
74	64.35%	<div><div></div></div>	6-15 min.
28	24.35%	<div><div></div></div>	16-30 min.
1	0.87%	<div><div></div></div>	31+ min.
115	Respondents		

Q8. Did you talk with a representative from your current major?

Count	Percent		
60	52.17%	<div><div></div></div>	Yes
55	47.83%	<div><div></div></div>	No
115	Respondents		

Q9. Did you talk with a representative from a department that is not your current major?

Count	Percent		
55	47.83%	<div><div></div></div>	Yes
60	52.17%	<div><div></div></div>	No
115	Respondents		




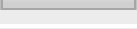

Q10. How many tables/departments did you interact with?

Count	Percent		
14	12.17%	<div><div></div></div>	1
24	20.87%	<div><div></div></div>	2
26	22.61%	<div><div></div></div>	3
51	44.35%	<div><div></div></div>	More than 3
115	Respondents		

Q11. What did you learn by attending the Majors and Graduate Programs Fair?



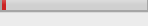



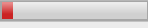



Count	Percent		
85	100.00%	<div><div></div></div>	
Count	Percent		
1	1.18%	<div><div></div></div>	a lot
3	3.53%	<div><div></div></div>	A lot
1	1.18%	<div><div></div></div>	A possible secondary major could be fun
1	1.18%	<div><div></div></div>	About different majors
1	1.18%	<div><div></div></div>	about different majors and graduate programs
1	1.18%	<div><div></div></div>	About my electives
1	1.18%	<div><div></div></div>	About the MBA
1	1.18%	<div><div></div></div>	Accounting minors
1	1.18%	<div><div></div></div>	all the different majors i could potentially pursue
1	1.18%	<div><div></div></div>	Communications
1	1.18%	<div><div></div></div>	Different job ideas and coursework/curriculum
1	1.18%	<div><div></div></div>	Different major choices
1	1.18%	<div><div></div></div>	Different opportunities
1	1.18%	<div><div></div></div>	Get multiple certificates
1	1.18%	<div><div></div></div>	Gh
1	1.18%	<div><div></div></div>	How to get a leadership certificate
1	1.18%	<div><div></div></div>	I am unsure about the current major I have selected
1	1.18%	<div><div></div></div>	I didn't learn much but loved the exoerience
1	1.18%	<div><div></div></div>	I discovered many more certificate options
1	1.18%	<div><div></div></div>	I got more information in the major I was considering
1	1.18%	<div><div></div></div>	I have many opportunities and how I can get them.
1	1.18%	<div><div></div></div>	I have room for a minor
1	1.18%	<div><div></div></div>	I learned a lot about studying abroad and my major.
1	1.18%	<div><div></div></div>	I learned about a few programs I didn't know the school had.
1	1.18%	<div><div></div></div>	I learned about all of the different jobs I can pursue with my degree.
1	1.18%	<div><div></div></div>	I learned about my education path.
1	1.18%	<div><div></div></div>	I learned about other different kinds a majors.
1	1.18%	<div><div></div></div>	I learned about possible classes from a different major.
1	1.18%	<div><div></div></div>	I learned more about a department I would like to minor in.
1	1.18%	<div><div></div></div>	I learned more about my major and more about political science which isn't my major.
1	1.18%	<div><div></div></div>	I learned more about my major and other majors that could help me in the future.
1	1.18%	<div><div></div></div>	I learned more about my major.
1	1.18%	<div><div></div></div>	I learned more about other majors

1	1.18%	<input type="text"/>	I learned more about potential secondary majors I might want to do.
1	1.18%	<input type="text"/>	I learned that psychology is definitely something I want to do!
1	1.18%	<input type="text"/>	I learned that there are various brochures with information about majors.
1	1.18%	<input type="text"/>	I like the department that I picked
1	1.18%	<input type="text"/>	I want to change my major
1	1.18%	<input type="text"/>	i want to minor in sociology
1	1.18%	<input type="text"/>	Info
1	1.18%	<input type="text"/>	International studies
1	1.18%	<input type="text"/>	Lots of majors available
1	1.18%	<input type="text"/>	majors
1	1.18%	<input type="text"/>	More about my general education and the teacher program.
1	1.18%	<input type="text"/>	More about my new major.
1	1.18%	<input type="text"/>	More about studying abroad and the more about the nursing program
1	1.18%	<input type="text"/>	More info on study abroad.
1	1.18%	<input type="text"/>	More information about certificates I can take
1	1.18%	<input type="text"/>	My majors
1	1.18%	<input type="text"/>	N/a
1	1.18%	<input type="text"/>	No
1	1.18%	<input type="text"/>	Not much
2	2.35%	<input type="text"/>	Nothing
1	1.18%	<input type="text"/>	Opportunities in other majors, more info about mine, and studying abroad
1	1.18%	<input type="text"/>	Programs in my department
1	1.18%	<input type="text"/>	Required classes
1	1.18%	<input type="text"/>	Should I wish to change my major there are nearly endless options
1	1.18%	<input type="text"/>	Social Workers do a lot in the hospital
1	1.18%	<input type="text"/>	Sociology is an interesting major
1	1.18%	<input type="text"/>	Studying Abroad
1	1.18%	<input type="text"/>	That everyone is very helpful
1	1.18%	<input type="text"/>	That I know what I want to major in.
1	1.18%	<input type="text"/>	That I like my major
1	1.18%	<input type="text"/>	That I want to be a teacher
1	1.18%	<input type="text"/>	That I want to minor in Ag Business
1	1.18%	<input type="text"/>	That their is now a place on the lower level of the memorial union for massages.
1	1.18%	<input type="text"/>	That there are many opportunities for my major.
1	1.18%	<input type="text"/>	The classes that I need to take for my major
1	1.18%	<input type="text"/>	The different majors
1	1.18%	<input type="text"/>	The jobs of an accounting degree
1	1.18%	<input type="text"/>	There are a lot of opportunities
1	1.18%	<input type="text"/>	There are a lot of opportunities even if I am not in the major that the event pertains to.
1	1.18%	<input type="text"/>	There are a lot of opportunities for everyone.
1	1.18%	<input type="text"/>	there are a lot of options at fort hays
1	1.18%	<input type="text"/>	There are a ton of majors to choose from
1	1.18%	<input type="text"/>	There are many major possibilities in my department.
1	1.18%	<input type="text"/>	There are more options after getting nursing liscense






1	1.18%		There are very specific or broad majors and there is study abroad.
1	1.18%		theres a lot offered at fort hays
1	1.18%		To look into agronomy more
1	1.18%		To stay in the major I am in
1	1.18%		What's your visiting with my current major, I learned that you can continue with higher education through different ways. You can complete your BSN then continue through the masters program or through the DSP program.

85 Respondents




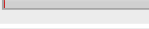

Q12. What will you do with the information you gathered at the MGPF? (select all that apply)

Count	Respondent %	Response %	
5	4.67%	3.18%	 Change my major
6	5.61%	3.82%	 Add a major
4	3.74%	2.55%	 Change my minor
26	24.30%	16.56%	 Add a minor
12	11.21%	7.64%	 Add a certificate
19	17.76%	12.10%	 Apply to Study Abroad
12	11.21%	7.64%	 Consider Graduate School
38	35.51%	24.20%	 Nothing
35	32.71%	22.29%	 Talk with my advisor about additional academic opportunities to consider
0	0.00%	0.00%	 Other: (please specify)
107	Respondents		
157	Responses		

Q13. Please indicate your level of agreement with the following statements: - The MGPF made me more aware of the educational opportunities at FHSU.

Count	Percent	
53	49.53%	 Strongly agree
44	41.12%	 Agree
8	7.48%	 Neither agree nor disagree
2	1.87%	 Disagree
0	0.00%	 Strongly Disagree
107	Respondents	

Q14. Please indicate your level of agreement with the following statements: - The MGPF provided information that will assist me in making academic decisions.

Count	Percent	
45	42.06%	 Strongly agree
50	46.73%	 Agree
11	10.28%	 Neither agree nor disagree
1	0.93%	 Disagree
0	0.00%	 Strongly Disagree
107	Respondents	

Q15. Please indicate your level of agreement with the following statements: - The MGPF allowed me to compile information needed to assist in future academic decisions.

Count	Percent		
41	38.32%	<div><div></div></div>	Strongly agree
49	45.79%	<div><div></div></div>	Agree
17	15.89%	<div><div></div></div>	Neither agree nor disagree
0	0.00%	<div><div></div></div>	Disagree
0	0.00%	<div><div></div></div>	Strongly Disagree
107	Respondents		

Q16. Please indicate your level of agreement with the following statements: - By attending the MGPF, I am able to select effective academic opportunities to further my education.

Count	Percent		
38	35.51%	<div><div></div></div>	Strongly agree
50	46.73%	<div><div></div></div>	Agree
18	16.82%	<div><div></div></div>	Neither agree nor disagree
1	0.93%	<div><div></div></div>	Disagree
0	0.00%	<div><div></div></div>	Strongly Disagree
107	Respondents		

Q17. Do you have any specific suggestions for how this event could be more useful to you?

Count	Percent		
60	100.00%	<div><div></div></div>	
Count	Percent		
1	1.67%	<div><div></div></div>	Gh
1	1.67%	<div><div></div></div>	Great fair! Very enjoyable and informational.
1	1.67%	<div><div></div></div>	Less flip grids
1	1.67%	<div><div></div></div>	Less flipgrid
2	3.33%	<div><div></div></div>	n/a
2	3.33%	<div><div></div></div>	N/a
2	3.33%	<div><div></div></div>	N/A
1	1.67%	<div><div></div></div>	NA
6	10.00%	<div><div></div></div>	no
31	51.67%	<div><div></div></div>	No
1	1.67%	<div><div></div></div>	No suggestions
1	1.67%	<div><div></div></div>	no!
1	1.67%	<div><div></div></div>	No, everything was great.
2	3.33%	<div><div></div></div>	Nope!
1	1.67%	<div><div></div></div>	Nope. It was great.
2	3.33%	<div><div></div></div>	Not really
2	3.33%	<div><div></div></div>	Nothing
1	1.67%	<div><div></div></div>	Offer handouts to look at so I don't have to interact with someone to learn about something I'm interested in.
1	1.67%	<div><div></div></div>	Teacher available sooner.
60	Respondents		