

MGPF 2013 - Participant Evaluation

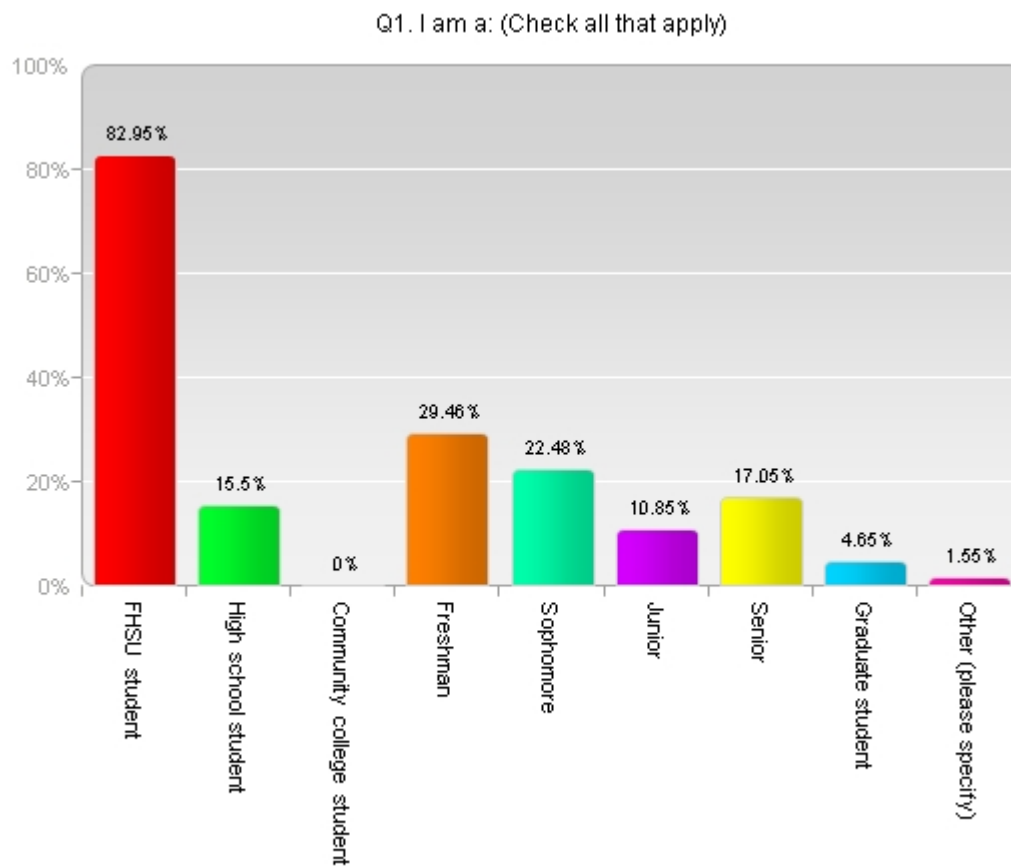
Description:

Date Created: 2/20/2013 10:37:10 AM

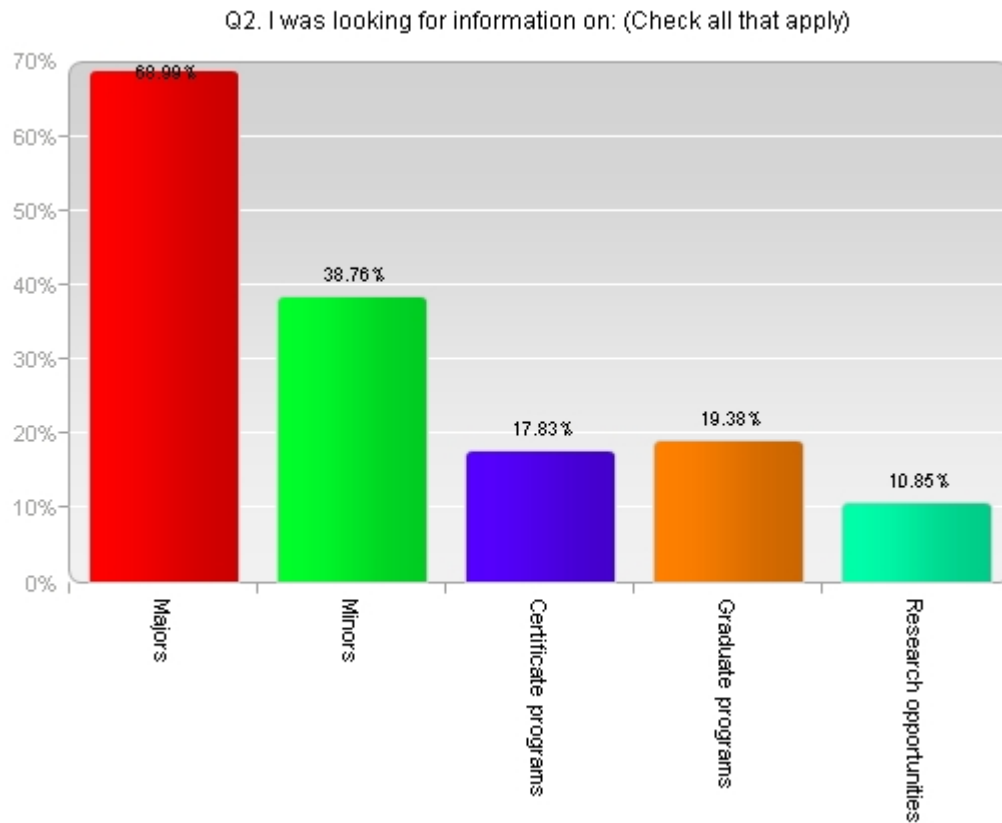
Date Range: 3/12/2013 12:00:00 AM - 4/1/2013 11:59:00 PM

Total Respondents: 129

Q1. I am a: (Check all that apply)



Q2. I was looking for information on: (Check all that apply)



Q3. I am interested in taking classes:

Count	Percent		
87	67.44%	<div><div></div></div>	On campus
1	0.78%	<div><div></div></div>	Virtually
41	31.78%	<div><div></div></div>	Both
129	Respondents		

Q4. Do you live in the Residential Halls?

Count	Percent		
44	34.11%	<div><div></div></div>	Yes (what is your RA's name?)

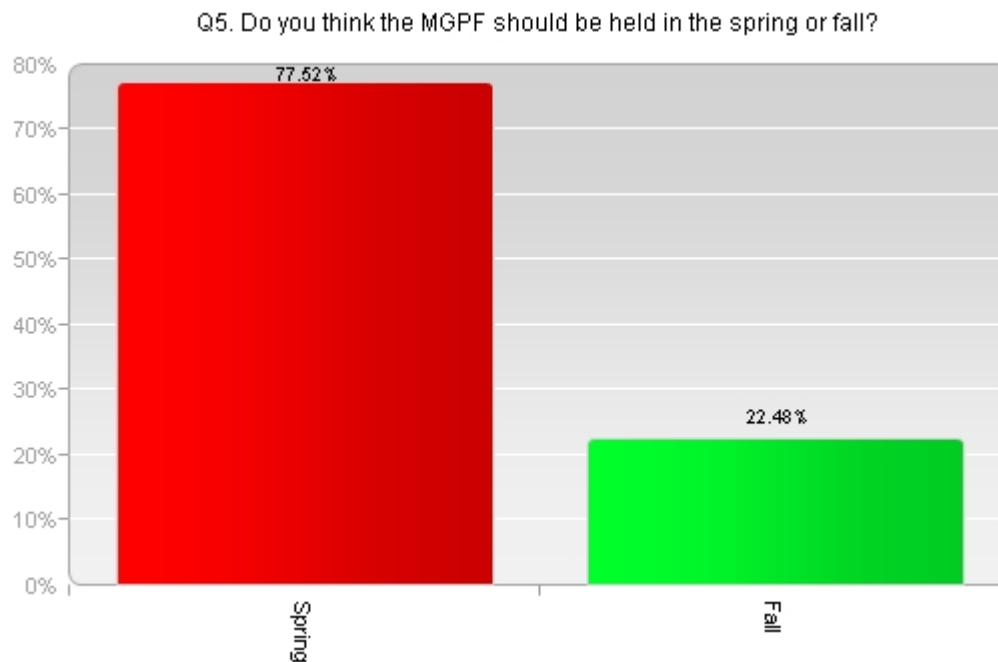
Count	Percent		
1	2.27%	<div><div></div></div>	Allison
1	2.27%	<div><div></div></div>	Allison E.
1	2.27%	<div><div></div></div>	Arenas (American Name)
1	2.27%	<div><div></div></div>	Britney Shea
2	4.55%	<div><div></div></div>	Brittney
3	6.82%	<div><div></div></div>	Brittney Shea
2	4.55%	<div><div></div></div>	Chipo
1	2.27%	<div><div></div></div>	Chipo Kalembo
1	2.27%	<div><div></div></div>	Garrett Flax
4	9.09%	<div><div></div></div>	Garrit Flax
1	2.27%	<div><div></div></div>	Haylee Funk
1	2.27%	<div><div></div></div>	Hayley Fink

1	2.27%	<div></div>	Janae
1	2.27%	<div></div>	Jaque (Custer Hall)
3	6.82%	<div></div>	Jobeth
1	2.27%	<div></div>	Matt Spurlock
1	2.27%	<div></div>	Mcmindes
1	2.27%	<div></div>	Melanie Mabrey
1	2.27%	<div></div>	Monty
1	2.27%	<div></div>	Nichole Denney
1	2.27%	<div></div>	Rachael Brachtenbach
1	2.27%	<div></div>	Rachel Linch
1	2.27%	<div></div>	Sarah
1	2.27%	<div></div>	Sarah T.
1	2.27%	<div></div>	Sarah Tajchmah
2	4.55%	<div></div>	Taylor Wade
1	2.27%	<div></div>	Thomas Moeder
1	2.27%	<div></div>	Tom
2	4.55%	<div></div>	Traci Martinez

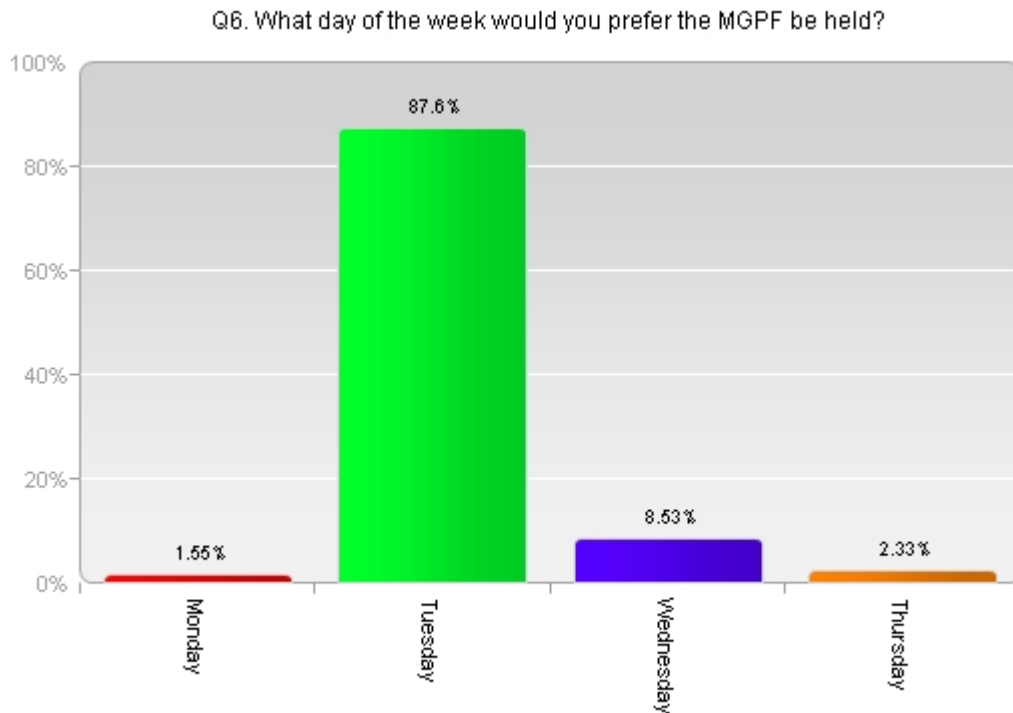
85 65.89% No

129 Respondents

Q5. Do you think the MGPF should be held in the spring or fall?



Q6. What day of the week would you prefer the MGPF be held?



Q7. How did you hear about the Majors and Graduate Programs Fair? (Check all that apply)

Count	Respondent %	Response %	
30	23.26%	9.80%	<input checked="" type="checkbox"/> Facebook
8	6.20%	2.61%	<input type="checkbox"/> Memorial Union television
12	9.30%	3.92%	<input type="checkbox"/> Information Booth
3	2.33%	0.98%	<input type="checkbox"/> Twitter
43	33.33%	14.05%	<input checked="" type="checkbox"/> E-mail
9	6.98%	2.94%	<input type="checkbox"/> University Leader
3	2.33%	0.98%	<input type="checkbox"/> YouTube
15	11.63%	4.90%	<input type="checkbox"/> Memorial Union displays
7	5.43%	2.29%	<input type="checkbox"/> Student Org meeting
22	17.05%	7.19%	<input type="checkbox"/> University poster route
11	8.53%	3.59%	<input type="checkbox"/> Memorial Union banner
0	0.00%	0.00%	<input type="checkbox"/> PlayHays.com
25	19.38%	8.17%	<input type="checkbox"/> FHSU website/Campus Spotlight
0	0.00%	0.00%	<input type="checkbox"/> Residential Hall movie channel
33	25.58%	10.78%	<input checked="" type="checkbox"/> A friend
32	24.81%	10.46%	<input checked="" type="checkbox"/> Class assignment/Extra credit
20	15.50%	6.54%	<input type="checkbox"/> Sidewalk chalk
33	25.58%	10.78%	<input checked="" type="checkbox"/> Other (please specify)
Count	Percent		
1	3.03%	<input type="checkbox"/>	academic advisor
1	3.03%	<input type="checkbox"/>	Advisor Dr. Griffin
1	3.03%	<input type="checkbox"/>	Alpha Gamma Delta
		<input type="checkbox"/>	

1	3.03%		counselor
2	6.06%		Counselor
1	3.03%		Flyer at cafe
1	3.03%		Flyer from Cafe table
1	3.03%		Grad school office
1	3.03%		Greek Life
2	6.06%		Guidance Counselor
1	3.03%		Jacque Jacobs
1	3.03%		Job responsibility
1	3.03%		Kenton Olliff
3	9.09%		Lydia Fuqua
1	3.03%		newspaper
1	3.03%		Nikki Brown
1	3.03%		professor
1	3.03%		Professor
2	6.06%		School counselor
2	6.06%		School Counselor
1	3.03%		teacher
1	3.03%		Teacher
1	3.03%		work grad school

129 Respondents

306 Responses

Q8. Please rate each area of the event: - Location: Memorial Union Ballroom

Count	Percent		
1	0.78%		Poor
0	0.00%		Fair
8	6.20%		Good
120	93.02%		Excellent
129	Respondents		

Q9. Please rate each area of the event: - Date: Tuesday, March 12, 2013

Count	Percent		
0	0.00%		Poor
4	3.10%		Fair
34	26.36%		Good
91	70.54%		Excellent
129	Respondents		

Q10. Please rate each area of the event: - Time: 11:30 a.m. to 3:30 p.m.

Count	Percent		
0	0.00%		Poor
9	6.98%		Fair
27	20.93%		Good
93	72.09%		Excellent
129	Respondents		

Q11. Please rate each area of the event: - Check-in process

Count	Percent		
0	0.00%	<div></div>	Poor
1	0.78%	<div></div>	Fair
17	13.18%	<div></div>	Good
111	86.05%	<div></div>	Excellent
129	Respondents		

Q12. Please rate each area of the event: - Room layout

Count	Percent		
0	0.00%	<div></div>	Poor
2	1.55%	<div></div>	Fair
19	14.73%	<div></div>	Good
108	83.72%	<div></div>	Excellent
129	Respondents		

Q13. Please rate each area of the event: - Promotional items/Giveaways

Count	Percent		
0	0.00%	<div></div>	Poor
4	3.10%	<div></div>	Fair
18	13.95%	<div></div>	Good
107	82.95%	<div></div>	Excellent
129	Respondents		

Q14. Comments and suggestions:

Count	Percent		
25	100.00%	<div></div>	
Count	Percent		
1	4.00%	<div></div>	A very nice idea and had a great time
1	4.00%	<div></div>	Could give away more
1	4.00%	<div></div>	Give Hoopingartner a raise!
1	4.00%	<div></div>	Good
1	4.00%	<div></div>	Great information opportunity
1	4.00%	<div></div>	Great opportunity to see what is out there
1	4.00%	<div></div>	Great setup
1	4.00%	<div></div>	Great. I got lots of info.
1	4.00%	<div></div>	Hard to get to between classes.
1	4.00%	<div></div>	Helpful
1	4.00%	<div></div>	I had a really great day learning about campus and the majors
1	4.00%	<div></div>	It is good and I appreciate it very much.
1	4.00%	<div></div>	It was a lot of fun and was advertised very well.
1	4.00%	<div></div>	Love this!
1	4.00%	<div></div>	Needs to be a requirement/assignment. Needs to be downstairs, to hidden upstairs. More signs/awareness.
1	4.00%	<div></div>	Nice and organized and booths were very helpful.
1	4.00%	<div></div>	Not all booths have people in them

1	4.00%	<input type="text"/>	Put more guys at check-in so he isn't lonely.
1	4.00%	<input type="text"/>	Some way to make it more interesting
1	4.00%	<input type="text"/>	Thank You!!
1	4.00%	<input type="text"/>	Thanks!
1	4.00%	<input type="text"/>	The brownies were truly wonderful. Avoid Mondays and mornings for future scheduling. Early in the week is better. Tuesday is ideal. Require 2 check in for entry.
1	4.00%	<input type="text"/>	The fall semester would give a better chance for students to look into other majors for spring semester. Fall would be more appropriate for the MGFP.
1	4.00%	<input type="text"/>	Very helpful! Enjoyed discussion with both the leadership studies department and the biological sciences department.
1	4.00%	<input type="text"/>	Very informative, good experience
25 Respondents			