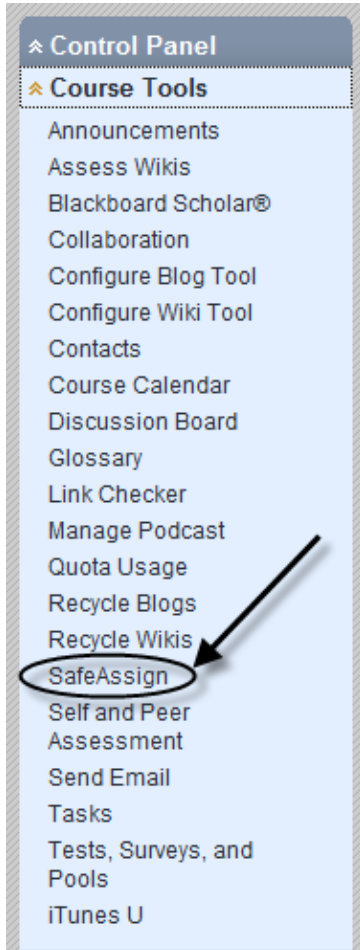


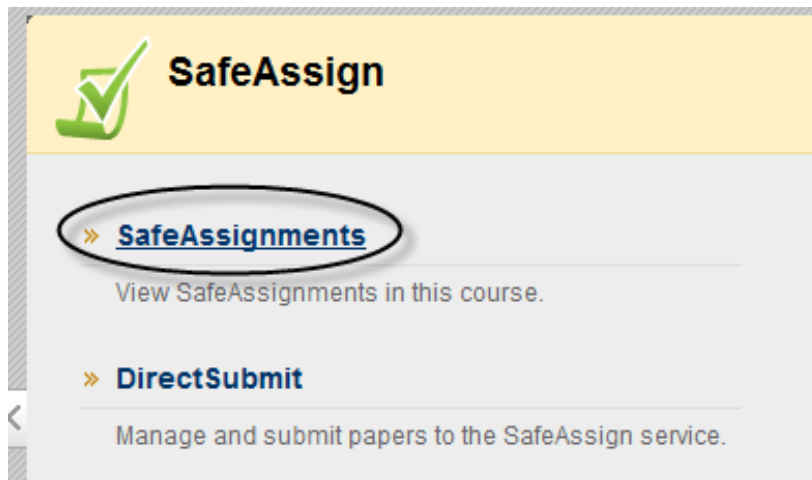
# Blackboard Learn (9.0) Assignment and Assessment

## Reviewing SafeAssign Results

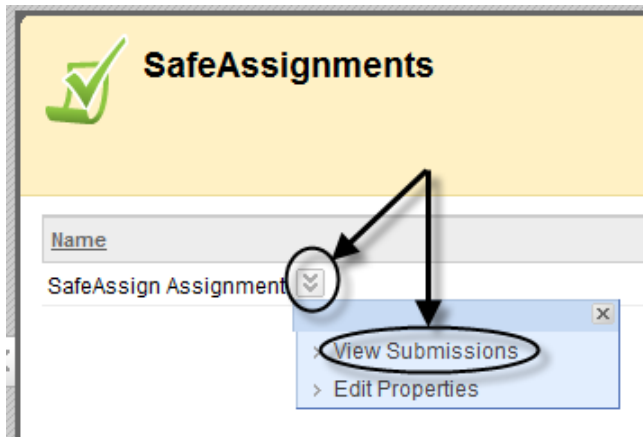
1. Click on **Course Tools** in the Control Panel area.



2. Select the **SafeAssign** link underneath Course Tools.
3. Click the **Safe Assignments** link.



- Click on the action link (the two arrows pointing downward) to the right of the Name of the SafeAssign Assignment for which you would like to review submissions.



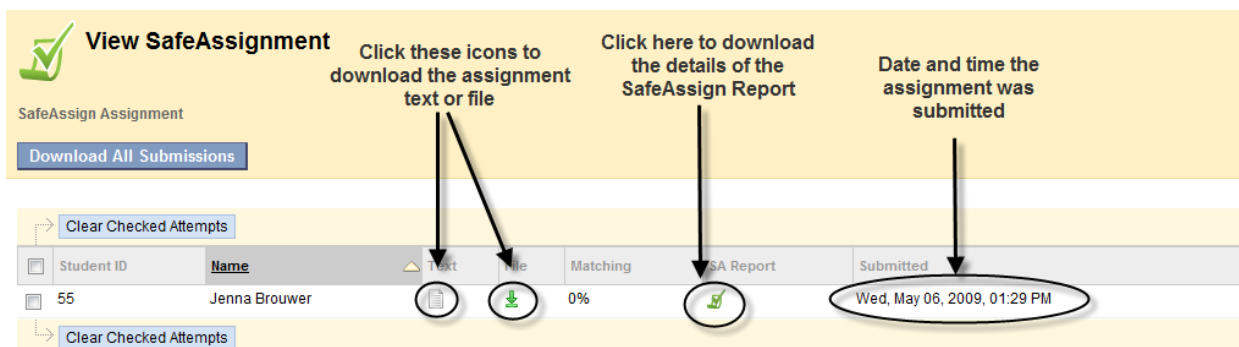
- Click **View Submissions** from the drop-down menu.

Student ID	Name	Text	File	Matching	SA Report	Submitted
55	Jenna Brouwer			—	—	Wed, May 06, 2009, 03:00 PM

*NOTE: After a student submits a SafeAssign assignment, it may take up to 24 hours for the Safe Assign Report to be posted to your Blackboard site. If the SafeAssign Report has not yet arrived, you will see two blue in the **Matching** and **SA Report** columns. Return to this page at a later time to check for an update.*

*NOTE: If the SafeAssign Report has not yet arrived, you may still download the text or file submitted by the student by clicking on the icon in the Text or File columns.*

- If the SafeAssign Report is ready for viewing, you will see a percentage in the Matching column and a green checkmark icon in the SA Report column.



- To view the SafeAssign Originality Report, click the icon for the corresponding student.

## Interpreting the SafeAssign Originality Report

Below is an annotated Sample Report provided by SafeAssign by Blackboard.

The Matching Index shows the percentage of the paper that matched other sources.

Print Version is a text-only formatted version that is accessible and optimized for printing.

These features will give you a direct URL to this report that you can then email to others.

Click on each Suspected Source to see the full corresponding source.

Click the magnifying glass icon to highlight the Paper Text material that matched to that particular source.

Use the Reprocess icon to rerun the report without checking against those sources indicated by the check boxes.

Paper Text is the actual text from the submitted paper.

Highlighted text indicates what portions of the Paper Text corresponds to which source.

Numbers indicate which Suspected Source this text matched with.

Click on a particular matching sentence in the Paper Text to view the Source Comparison window. It shows the URL of the matching source document, the percentage of similarity and a direct comparison of each sentence.

Sentence matching scores are the percentage probability that two sentences have the same meaning. This number can also be interpreted as the reciprocal to the probability that these two sentences are similar by chance. *For example, a score of 90 percent means that there is a 90 percent probability that these two sentences are the same and a 10 percent probability that they are similar by chance and not because the submitted paper includes content from the existing source (whether or not it is appropriately attributed).*

Overall score is an indicator of what percentage of the submitted paper matches existing sources. *This score is a warning indicator only and papers should be reviewed to see if the matches are properly attributed.*

- *Scores below 15 percent:* These papers typical include some quotes and few common phrases or blocks of text that match other documents. *Even these papers should have further analysis, as there is still a possibility of plagiarism.*

- Scores between 15 percent and 40 percent: These papers include extensive quoted or paraphrased material or they may include plagiarism. *These papers should be reviewed to determine if the matching content is properly attributed.*
- Scores over 40 percent: There is a very high probability that text in this paper was copied from other sources. *These papers include quoted or paraphrased text in excess and should be reviewed for plagiarism.*