

# **Bel Aire City Parks Survey 2009**


**Fort Hays State University  
600 Park Street  
Hays, Kansas 67601**

**August 2009**

Prepared For  
City of Bel Aire

By

**The Docking Institute of Public Affairs  
Copyright © August 2009  
All Rights Reserved**



Fort Hays State University  
600 Park Street  
Hays, Kansas 67601-4099  
Telephone: (785) 628-4197  
FAX: (785) 628-4188  
[www.fhsu.edu/docking](http://www.fhsu.edu/docking)

Gary Brinker, PhD  
Director

Michael S. Walker, MS  
Assistant Director

Jian Sun, PhD  
Research Scientist

Leslie Paige, MS, EdS  
Grants Facilitator

Joyce Wolfe, MS  
Research Scientist  
Survey Center Manager

Marilyn Ray, MD, MPH  
Research Scientist

Lynette Pfeifer  
Administrative Assistant

**Mission:**

To Facilitate Effective Public Policy Decision-Making.

The staff of the Docking Institute of Public Affairs and its University Center for Survey Research are dedicated to serving the people of Kansas and surrounding states.

# **Bel Aire City Parks Survey 2009**

## **Prepared By:**

Jian Sun, PhD  
Research Scientist

Mike Walker, MS  
Assistant Director

## **Prepared For:**

City of Bel Aire

**Copyright © August 2009**  
All Rights Reserved

## Table of Contents

List of Figures .....	ii
Executive Summary .....	1
Research Objectives .....	4
Method .....	4
Findings from Survey .....	5
Section 1: City Parks .....	5
Alley Park.....	5
Bel Aire Park .....	10
Brookhouser Park.....	15
Denise Park.....	18
Eagle Lake Park.....	21
Section 2: Swimming Pool, Recreation Center, and Potential Facilities/Programs .....	25
Appendix 1: Demographic Characteristics of Individuals in Respondents' Households.....	36
Appendix 2: Demographic Characteristics of Households.....	37
Appendix 3: Age of Household Members.....	39
Appendix 4: Comments on Alley Park .....	40
Appendix 5: Comments on Bel Aire Park.....	41
Appendix 6: Comments on Brookhouser Park.....	42
Appendix 7: Comments on Denise Park .....	43
Appendix 8: Comments on Eagle Lake Park.....	44
Appendix 9: Comments on Recreation Center .....	46
Appendix 10: Additional Comments.....	51
Appendix 11: Self-Administered Survey Instrument .....	55

## List of Figures

Figure 1: Visit of Alley Park .....	6
Figure 2: Frequency of Visiting Alley Park.....	6
Figure 3: Fishing at Alley Park .....	7
Figure 4: Satisfaction with Grounds Keeping and Street Parking at Alley Park .....	8
Figure 5: Support of Addition of Sidewalks, Paved Areas, and Off-Street Parking to Alley Park.....	9
Figure 6: Visit of Bel Aire Park.....	10
Figure 7: Frequency of Visiting Bel Aire Park.....	11
Figure 8: Satisfaction with Grounds Keeping at Bel Aire Park .....	11
Figure 9: Satisfaction with Amenities at Bel Aire Park.....	12
Figure 10: Number of People Using the Tennis Court at Bel Aire Park upon Arrival.....	13
Figure 11: Time of Waiting to Use the Tennis Court at Bel Aire Park .....	13
Figure 12: Number of People Using the Basketball Court at Bel Aire Park upon Arrival.....	14
Figure 13: Time of Waiting to Use the Basketball Court at Bel Aire Park .....	14
Figure 14: Number of People Using the Picnic Shelter at Bel Aire Park upon Arrival.....	14
Figure 15: Time of Waiting to Use the Picnic Shelter at Bel Aire Park.....	14
Figure 16: Visit of Brookhouser Park .....	15
Figure 17: Frequency of Visiting Brookhouser Park.....	16
Figure 18: Satisfaction with Grounds Keeping at Brookhouser Park .....	16
Figure 19: Satisfaction with Amenities at Brookhouser Park .....	17
Figure 20: Visit of Denise Park .....	18
Figure 21: Frequency of Visiting Denise Park .....	19
Figure 22: Satisfaction with Grounds Keeping at Denise Park.....	19
Figure 23: Satisfaction with Amenities at Denise Park .....	20
Figure 24: Visit of Eagle Lake Park .....	21

Figure 25: Frequency of Visiting Eagle Lake Park.....	22
Figure 26: Satisfaction with Grounds Keeping at Eagle Lake Park .....	22
Figure 27: Satisfaction with Amenities at Eagle Lake Park .....	23
Figure 28: Number of People Using the Sand Volleyball Court at Eagle Lake Park upon Arrival.....	24
Figure 29: Frequency of Using a Swimming Pool in the Past Year.....	25
Figure 30: Location for Swimming .....	25
Figure 31: Frequency of Using the Recreation Center.....	26
Figure 32: Satisfaction with Amenities and Programs at the Recreation Center .....	27
Figure 33: Use of Ball Fields and Gymnasium.....	28
Figure 34: Difficulty of Scheduling Events, Games, and Practices .....	29
Figure 35: Support of Future Potential Facilities_1 .....	30
Figure 36: Support of Future Potential Facilities_2 .....	31
Figure 37: Support of Future Potential Facilities_3 .....	32
Figure 38: Finance of Improvements to the Parks and Recreation System.....	33
Figure 39: Impact from Recent Economic Conditions on Response to Financing Choices .....	34
Figure 40: Financing Choices by Impact from Recent Economic Conditions .....	34

## Bel Aire City Parks Survey

### Executive Summary

The Docking Institute of Public Affairs at Fort Hays State University conducted a self-administered survey of 700 households in Bel Aire City, Kansas from February 2 to July 1, 2009. The survey was designed to investigate Bel Aire residents' usage of city parks, recreation programs and facilities, their attitudes toward improvements to the parks and recreation system, and level of support for taxation to fund the potential improvements.

The Docking Institute's analysis finds:

- About fifteen percent (15.4%) of all the respondents indicate that they or their family member have visited Alley Park. Almost forty percent (38.7%) indicate that they and their family members have not visited Alley Park because they are not aware of the park.
- Among those who have visited Alley Park, 20.6% did not visit the park last year, and 59.9% visited the park 1 to 5 times last year.
- About ten percent (10.1%) of those respondents who visited Alley Park have fished at the park.
- About twenty-seven (27.4%) of the respondents who visited Alley Park are very satisfied with the grounds keeping. About seven percent (7.4%) are not satisfied.
- About sixteen percent (16.1%) of the respondents who visited Alley Park are very satisfied with the street parking, and 17.2% are not satisfied.
- More than a third (35.5%) of those respondents who visited Alley Park strongly support or moderately support the addition of sidewalks in Alley Park.
- Almost forty percent (38.5%) of those respondents who visited Alley Park strongly or moderately oppose the addition of paved areas in Alley Park.
- More than seventy percent (71.1%) of all the respondents indicate that they or their family members have visited Bel Aire Park. Less than two percent (1.8%) of all the respondents are not aware of the park.
- Among those who have visited Bel Aire Park, 49.5% visited the park 1 to 5 times last year, and 18.6% did not visit the park last year.
- More than thirty percent (32.4%) of those respondents who have visited Bel Aire Park are very satisfied with the grounds keeping at Bel Aire Park. About three percent (2.5%) are not satisfied.
- Among all the amenities at Bel Aire Park, the play area receives the highest satisfaction from the respondents who visited the park before. Almost seventy percent (68.8%) of those who use the play area are very satisfied with it. In contrast, 21.1% of the respondents who use the spring rider toys are very satisfied.

- About twenty-seven percent (26.5%) of the respondents who use the tennis court at Bel Aire Park indicate that typically no one is using the court when they arrive. More than forty percent (42%) of the respondents indicate that they have to wait less than one minute to be able to use the court.
- About sixteen percent (16.1%) of the respondents indicate that no one is using the basketball court at Bel Aire Park when they arrive. Almost a third (32.3%) of the respondents indicate that they have to wait less than a minute to be able to use the basketball court.
- Almost forty percent (37.3%) of the respondents indicate that no one is using the picnic shelter at Bel Aire Park when they arrive. More than seventy percent (71.6%) of the respondents say they wait less than a minute to be able to use the picnic shelter.
- About twenty percent (20.1%) of all respondents indicate that they or their family members have visited Brookhouser Park. Almost a third (32.2%) of all the respondents are not aware of the park.
- Among those who visited Brookhouser Park, 20.3% did not visit the park last year, and 56.4% visited the park 1 to 5 times.
- Among those who visited Brookhouser Park, 49.2% are strongly satisfied with the grounds keeping, and no one is unsatisfied.
- Almost sixty percent (59%) of those respondents who use the swing set at Brookhouser Park are very satisfied with it. About forty-five percent (44.9%) of the respondents who use the merry go-round indicate that they are very satisfied with it.
- Almost thirty percent (28.5%) of all respondents indicate that they or their family members have visited Denise Park. Twenty-three percent (23%) are not aware of the park.
- Among those who visited Denise Park, 24.6% did not visit Denise Park last year, and 61.2% visited the park 1 to 10 times.
- Among those who visited Denise Park, 31.2% are very satisfied with grounds keeping, and 2.9% are not satisfied.
- Almost forty-six (45.9%) of those respondents who use the gazebo at Denise Park are very satisfied with it. About thirty-six percent (35.8%) of the respondents who use the composite play structures are very satisfied with them.
- About sixty-six percent (65.9%) of all respondents indicate that they or their family members have visited Eagle Lake Park. About seven percent (7.5%) of all the respondents are not aware of the park.
- Among those respondents who use the sand volleyball court at Eagle Lake Park, 56% are very satisfied with it. More than a third (36.8%) of the respondents who use benches at Eagle Lake Park indicate that they are very satisfied with them.
- More than half (53.1%) of the respondents who use the sand volleyball court at Eagle Lake Park indicate that typically no one is using the court when they arrive.
- Almost all of the respondents feel city parks are safe when they visit them.
- Less than half (46.8%) of all respondents indicate that they or their family members use a swimming pool, and 42.5% of those who use a swimming pool used it 1 to 10 times last year. About two percent (1.9%) used a pool more than 100 times last year.
- About thirty percent (29.7%) of those who use a pool swim at home or in local private residential pools. Less than half (45.2%) of those who use a pool go three miles or further to swim.
- About thirty-nine percent (38.6%) of all respondents indicate that they or their family members have participated in the activities in the Bel Aire Recreation Center.



- The athletic fields and programs receive the highest satisfaction level among all other amenities provided by the Recreation Center. Almost sixty percent (57.9%) of those respondents who use the athletic fields are very satisfied with them. More than half (53.5%) of those who use programs indicate they are very satisfied with them. About twenty-six percent (25.8%) of the respondents who use activity rooms are very satisfied with them.
- Bel Aire Rec Program is most heavily relied upon when residents use or try to use different ball fields and the gymnasium. About nine percent (8.7%) of all respondents indicate that they use gymnasium through the Rec Program. Only 0.7% indicate that they use gymnasium through ball clubs. Similar patterns can be found for baseball field, softball fields, Youth/T-ball fields, soccer field, and football field.
- It is easiest to schedule events, games, and practices for the football field. All the respondents who answered the question say it is not difficult at all. It is the most difficult to schedule activities at the softball field. More than a third (36%) of the respondents say it is difficult all the time or occasionally.
- More than eighty percent (85.7%) of the respondents strongly or moderately support construction of bicycle and walking paths.
- More than forty percent (41.9%) of the respondents strongly or moderately oppose construction of a BMX facility.
- More than seventy percent (71.9%) of all the respondents strongly or mildly support using partnerships with public and private entities to finance the future improvements to the parks and recreation system. About twenty-two percent (22.1%) of all the respondents strongly or mildly support using property tax to finance the improvements, and 71.9% strongly or mildly oppose using property tax. Almost sixty percent (57.5%) of all the respondents say the recent economic conditions strongly or moderately influenced their responses to the financing choices for the improvements.

## **Research Objectives**

The Docking Institute of Public Affairs at Fort Hays State University conducted a self-administered survey as a subcontractor to Schwab-Eaton, P.A. Schwab-Eaton, P. A. is making a parks and recreation master plan for the City of Bel Aire, Kansas. The survey conducted by the Docking Institute was designed to fulfill the following objectives:

- Determine the extent of Bel Aire recreation programs and facilities usage.
- Assess levels of satisfaction with recreational facilities in Bel Aire.
- Assess levels of satisfaction with programs provided by Bel Aire Parks and Recreation.
- Assess opinions about needed improvements to existing recreation facilities in Bel Aire.
- Determine the perceived importance of certain new facilities.
- Assess levels of support for taxation to fund improvements to Bel Aire parks and recreation facilities and programs.

## **Method**

The survey was conducted in two batches. The first batch started in February and involved three waves of mailing. The second batch started in May and involved two waves. The City of Bel Aire provided a list of addresses of 647 households in the city to the Docking Institute in January 2009. On February 2, the survey questionnaires were mailed to those 647 households. The second-wave survey was mailed to those who had not yet responded to the original mailing on February 11. The third-wave survey was mailed out on February 23. A second list of 1,797 households in the city was given to the Docking Institute in May, and another two-wave survey was conducted on those 1,797 households in May and June. The two lists constitute all the households in Bel Aire. By July 1, the end of the data collection period, a total of 229 completed questionnaires were returned to the Institute from the first batch, and 471 completed questionnaires were returned from the second batch, resulting in a response rate of 28.6%.

## **Findings from Survey**

The survey has four sections. Questions in the first section ask about respondents' usage of city parks and their satisfactions with the parks' conditions and facilities. The second section asks questions concerning respondents' usage of the swimming pool and recreation center and their need for potential facilities and programs. The third section asks about respondents' household characteristics, and the last section asks characteristics of individuals in respondents' households. The demographic characteristics of households and individuals are presented in Appendices 1 and 2. The following presents the results for the first and second sections.

### ***Section 1: City Parks***

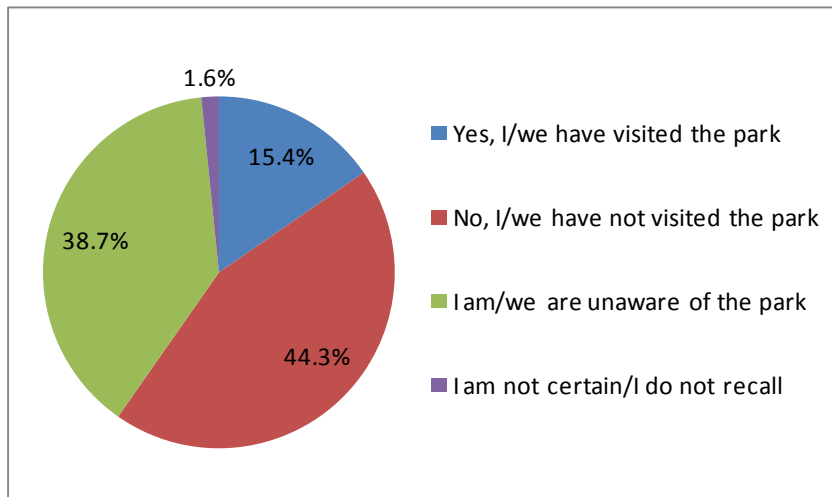
The survey investigates respondents' usage of five city parks in Bel Aire: Alley Park, Bel Aire Park, Brookhouser Park, Denise Park, and Eagle Lake Park. For each park, the survey starts by asking whether respondents or their family members visited the park or not. If the answer is "Yes", respondents continue to answer the frequency of their usage, their feeling about park safety, their satisfaction with the conditions of the park, and their usage and satisfactions with the facilities in the park.

#### **Alley Park**

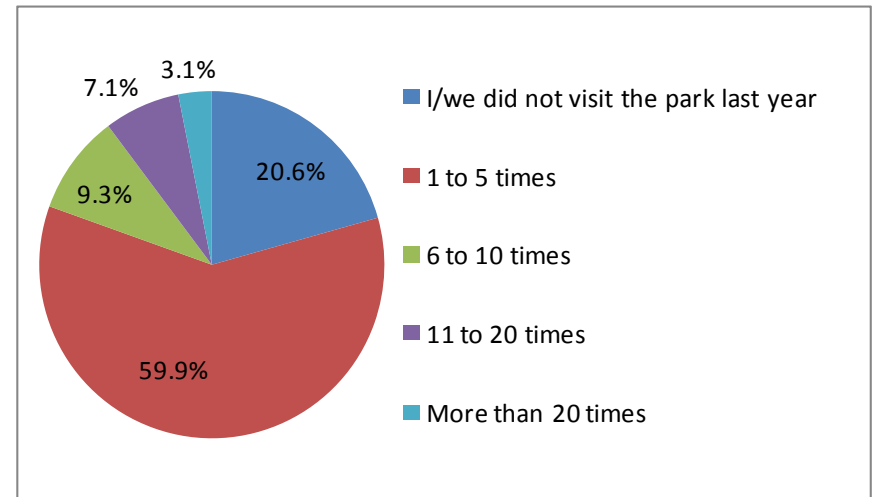
The first question in the survey asks if respondents or their family members ever visited Alley Park. A total of 677 respondents answered this question. Figure 1 shows that 15.4% of the respondents (104 individuals) who answered this question indicate that they or at least one of their family members have visited Alley Park (The value of n in the parentheses indicates the number of respondents who answered the question). About forty-four percent (44.3%) of those respondents or their family members have heard of but not visited the park. Almost forty percent (38.7%) indicate that they and their family members have not visited the park because they are not aware of the park.

Respondents who indicate that they or their family members have visited the park are asked to continue answering questions concerning Alley Park. Those who indicated otherwise are directed to answer questions concerning other parks. Some of those 104 respondents who indicate that they or their family members have visited Alley Park refused to answer some of the remaining questions concerning Alley Park. Among those who answered the remaining questions (97 individuals), 20.6% did not visit the park last year, and 59.9% visited the park 1 to 5 times last year (see Figure 2). Almost all the respondents who answered the safety question (98 out of 101 individuals) say they feel safe when they visit the park.

**Figure 1: Visit of Alley Park (n=677)**

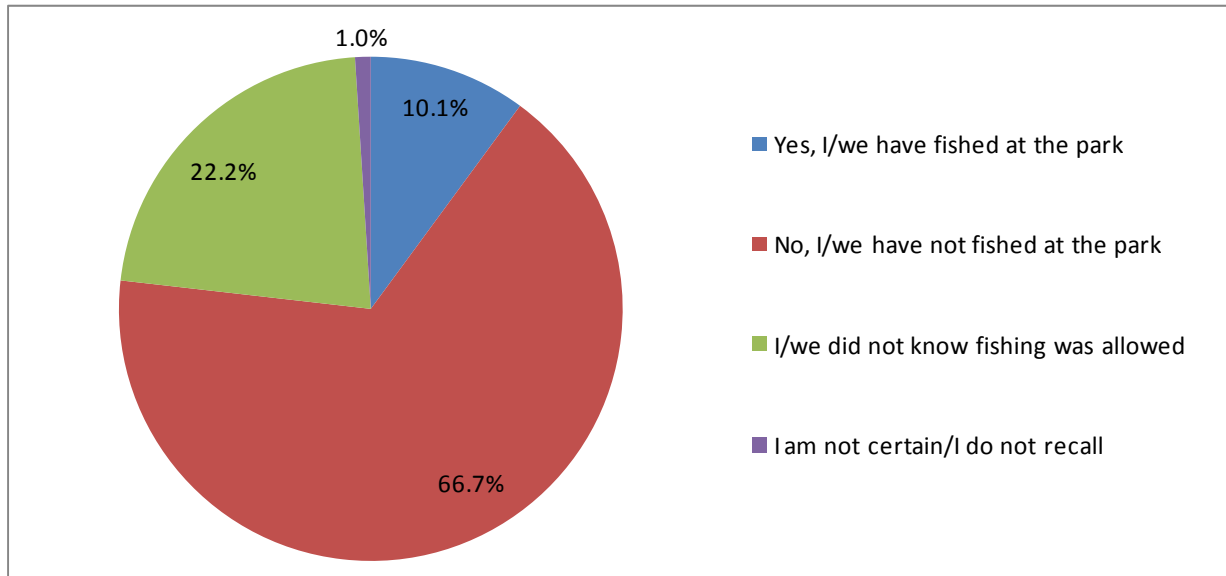


**Figure 2: Frequency of Visiting Alley Park (n=97)**



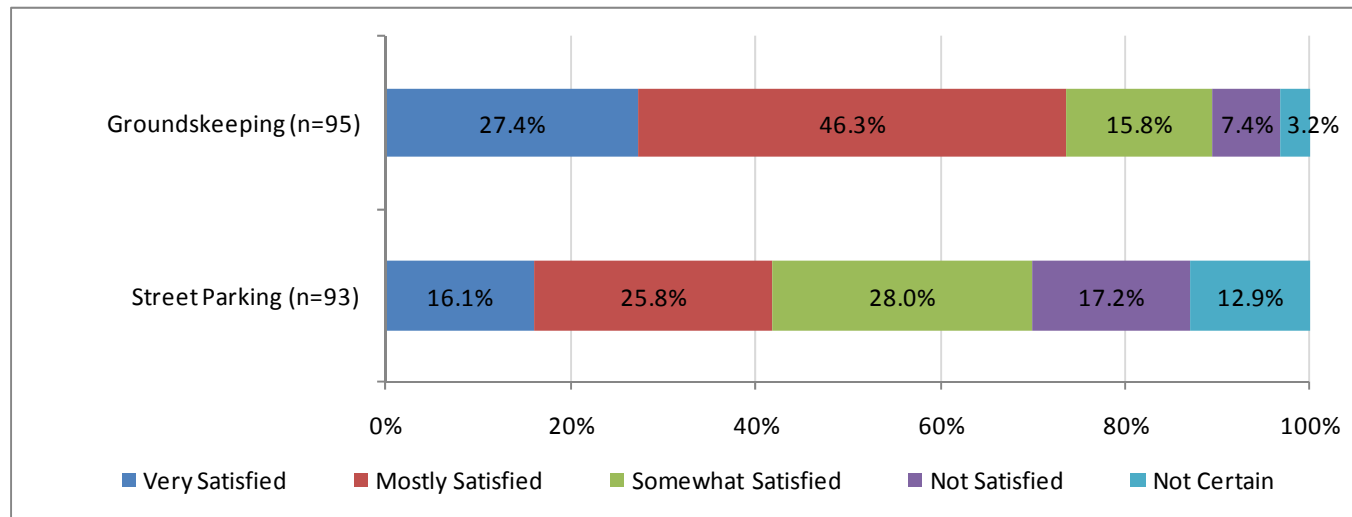
Alley Park provides fishing opportunities to visitors. The survey asks if respondents or their family members have fished at Alley Park. Ninety-nine respondents answered this question. Ten percent (10.1%) of those respondents indicate that they or their family members have fished at the park (see Figure 3). The survey continues asking those who have fished at Alley Park if they are very satisfied, mostly satisfied, somewhat satisfied, or not satisfied with the fishing opportunities. Only 11 people answered this question, three of them indicate that they are mostly satisfied with the fishing opportunities. Four indicate that they are somewhat satisfied, and four are not satisfied.

**Figure 3: Fishing at Alley Park (n=99)**



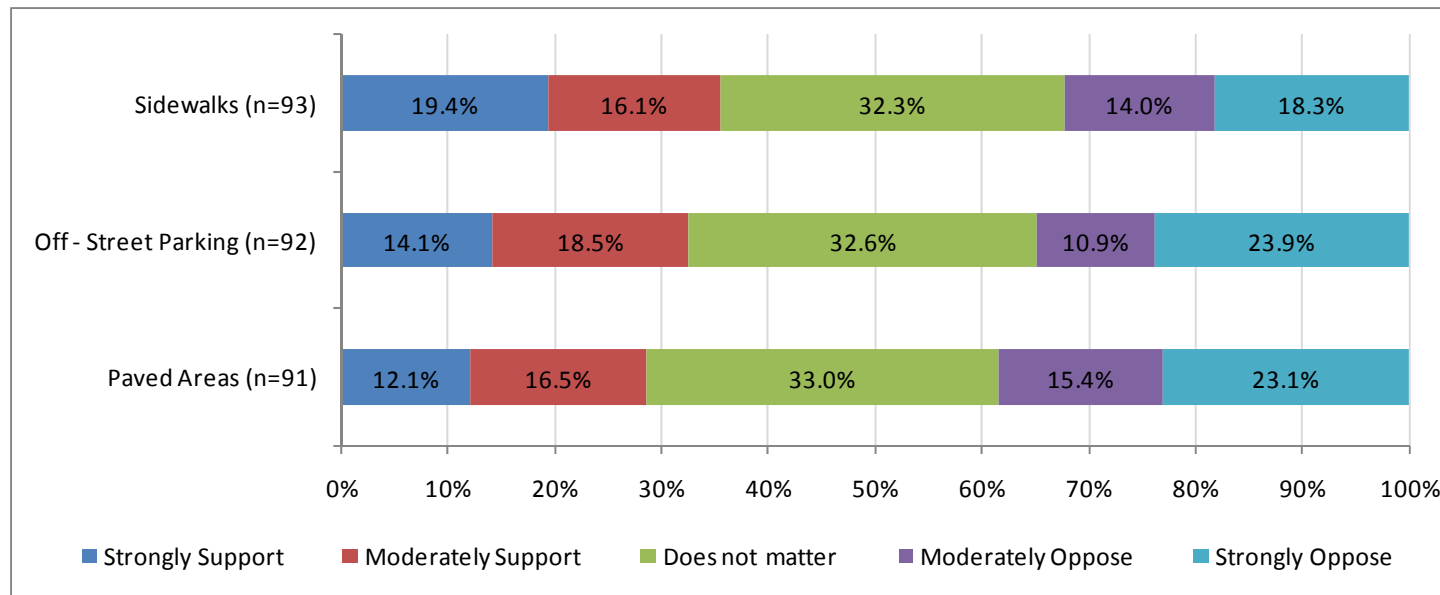
The survey continues asking respondents' satisfaction with the groundskeeping (grass, shrubbery, and trees) and street parking conditions at Alley Park. Figure 4 shows that 27.4% of those who answered the groundskeeping question are very satisfied with the grounds keeping. About seven percent (7.4%) are not satisfied with the grounds keeping. The satisfaction level for the street parking is lower than that of the grounds keeping. About sixteen percent (16.1%) of those who answered the street parking question are very satisfied with the street parking, and 17.2% indicate that they are not satisfied with the street parking.

**Figure 4: Satisfaction with Groundskeeping and Street Parking at Alley Park**



Alley Park currently does not have sidewalks, paved areas, or off-street parking. The survey asks those who have visited the park if they support the addition of those amenities. Figure 5 shows that sidewalks receive the highest support among all the amenities. More than a third (35.5%) of those who answered the sidewalks question indicate that they strongly support or moderately support the addition of sidewalks. Paved areas receive the least support. About twenty-nine percent (28.6%) of those who answered the paved areas question strongly or moderately support the addition of paved areas, and 38.5 percent strongly or moderately oppose the addition.

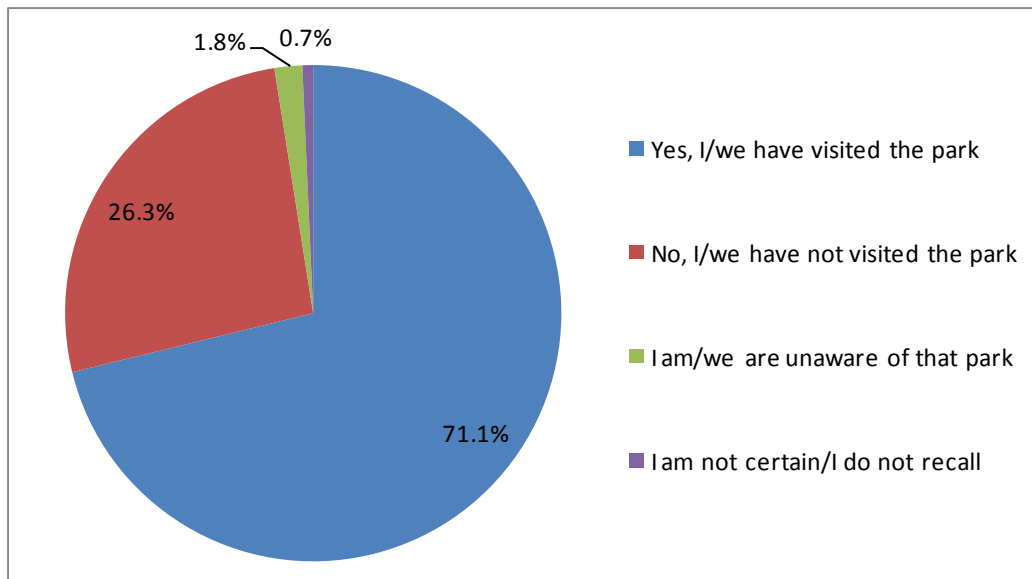
**Figure 5: Support of Addition of Sidewalks, Paved Areas, and Off-Street Parking to Alley Park**



### Bel Aire Park

Among the 684 respondents who answered if they or their family members have visited Bel Aire Park, 71.1% indicate that they or their family members have. About twenty-six percent (26.3%) indicate that they and their family members are aware of the park but have not visited it. Less than two percent (1.8%) of all the respondents are not aware of the park.

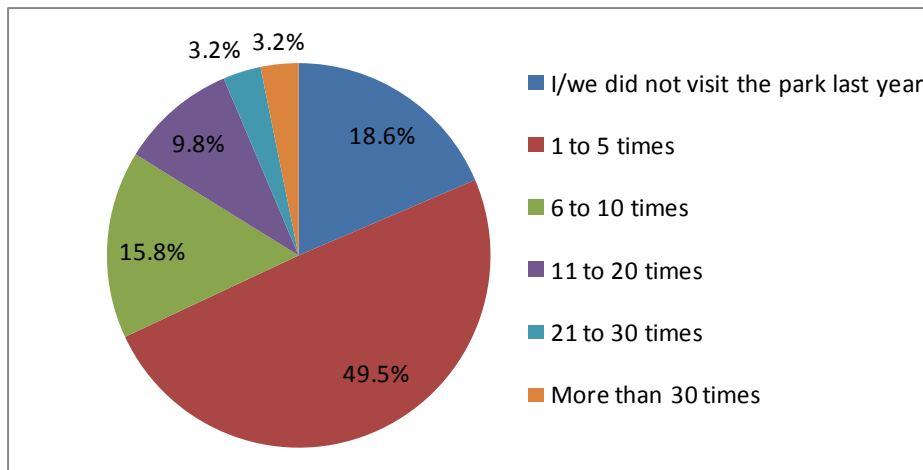
**Figure 6: Visit of Bel Aire Park (n=684)**



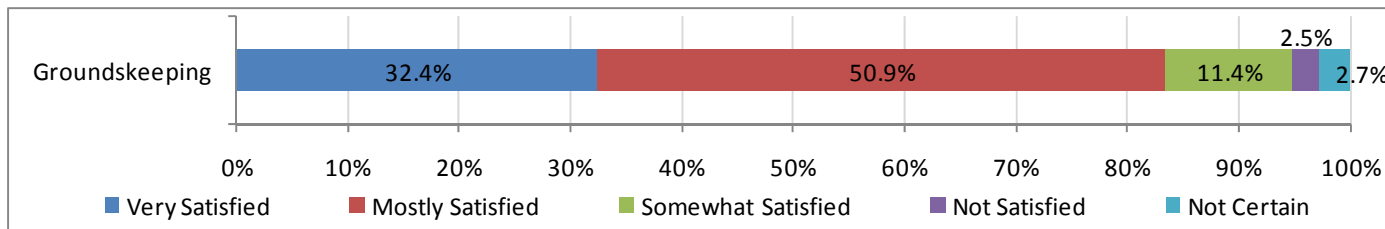


For those respondents who have visited Bel Aire park, the survey asks how many times they or their family members visited the park in the past year. Four hundred and sixty-nine valid answers were provided by respondents. Figure 7 shows that 49.5% of them indicated that they visited the park 1 to 5 times last year. Almost twenty percent (18.6%) of them did not visit the park last year. Almost all of the respondents who have ever visited the park (97.5% of 479 respondents) feel safe when they visit the park. When asked about their satisfaction with the grounds conditions in Bel Aire Park, 32.4% of those who provided valid answers are very satisfied, and 2.5% are not satisfied (see Figure 8).

**Figure 7: Frequency of Visiting Bel Aire Park (n=469)**

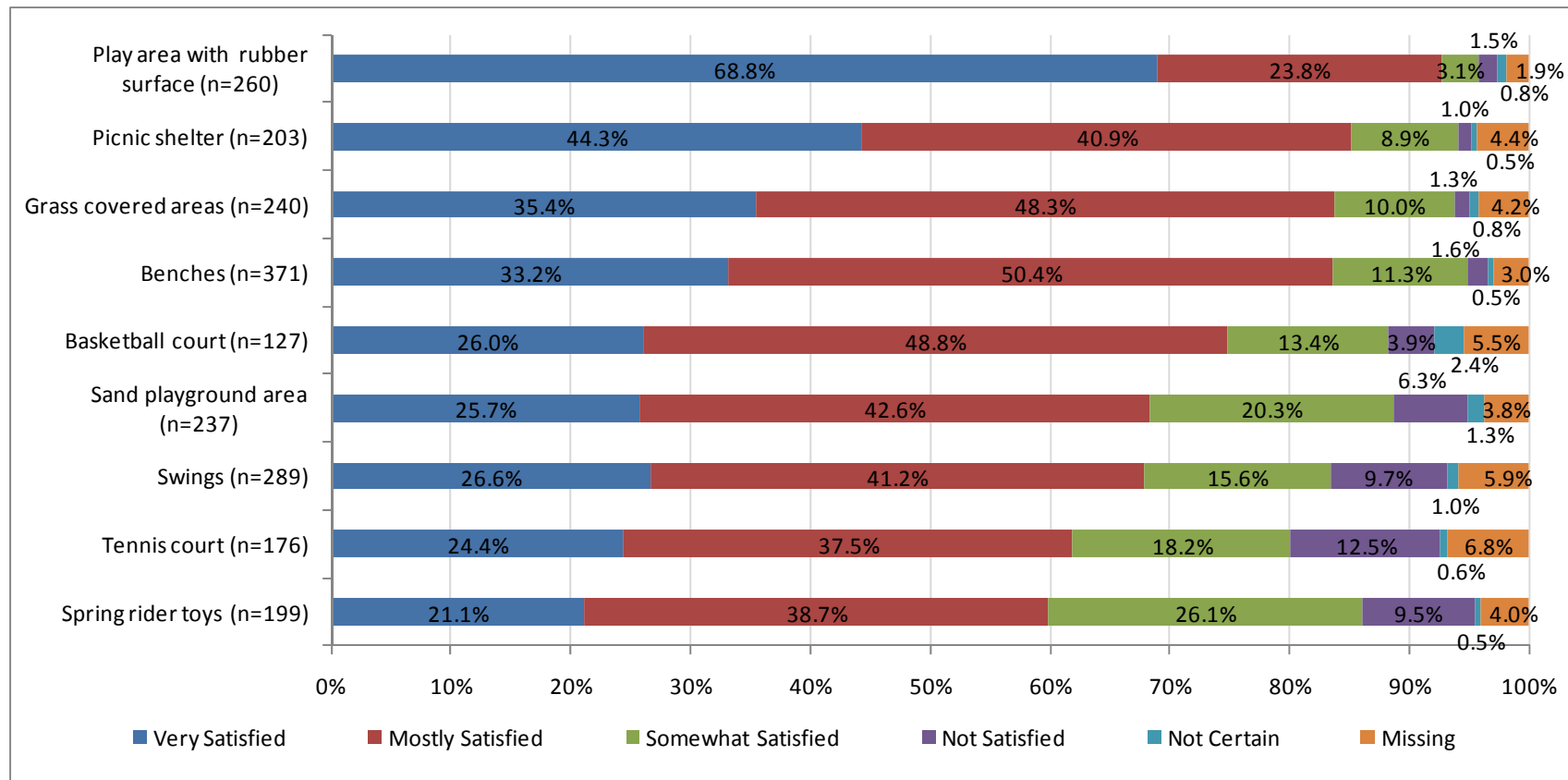


**Figure 8: Satisfaction with Grounds Keeping at Bel Aire Park (n=481)**



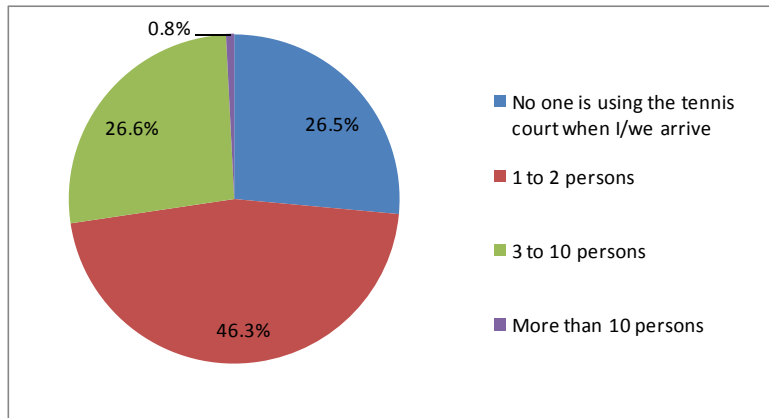
Bel Aire Park has some amenities such as swings, playground, courts, etc. The survey asks those who have visited the park if they or their family members generally use those amenities. If they use, the survey continues asking how satisfied they are with those amenities. Figure 9 shows the results. Among those 260 respondents who use the play area, 68.8% are very satisfied with it. About twenty-one percent (21.1%) of the respondents who use spring rider toys indicate that they are very satisfied with them. Some respondents who use certain items refused to answer their satisfaction levels. They are classified into the “Missing” categories.

**Figure 9: Satisfaction with Amenities at Bel Aire Park**

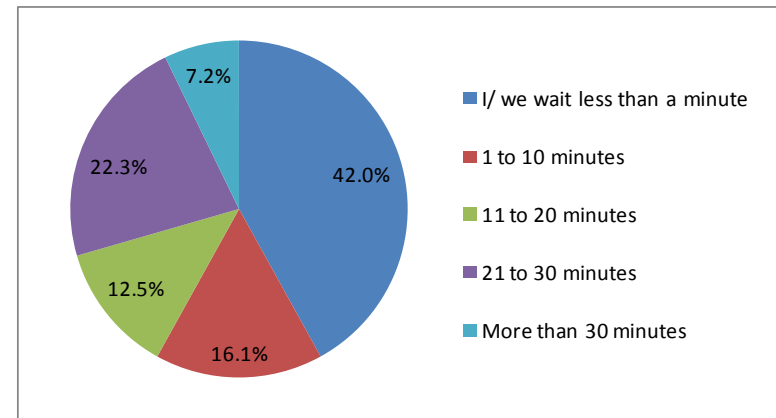


Bel Aire Park has a tennis court, basketball court and picnic shelter. For those respondents who use them, the survey asks how many people are typically using the park when they arrive and how long they usually have to wait to be able to use the courts or shelter. Results of valid answers are presented in Figures 10, 11, 12, 13, 14, and 15. About twenty-seven percent (26.5%) of the respondents who use the tennis court indicate that typically no one is using the court when they arrive. Almost half (46.3%) indicate that there are typically 1 to 2 persons when they arrive. More than forty percent (42%) of the respondents indicate that they have to wait less than one minute to be able to use the court. About sixteen percent (16.1%) of the respondents indicate that no one is using the basketball court when they arrive. About a third (32.3%) of the respondents indicate that they have to wait less than a minute to be able to use the basketball court. Almost forty percent (37.3%) of the respondents indicate that no one is using the picnic shelter when they arrive. More than seventy percent (71.6%) of the respondents say they wait less than a minute to be able to use the picnic shelter.

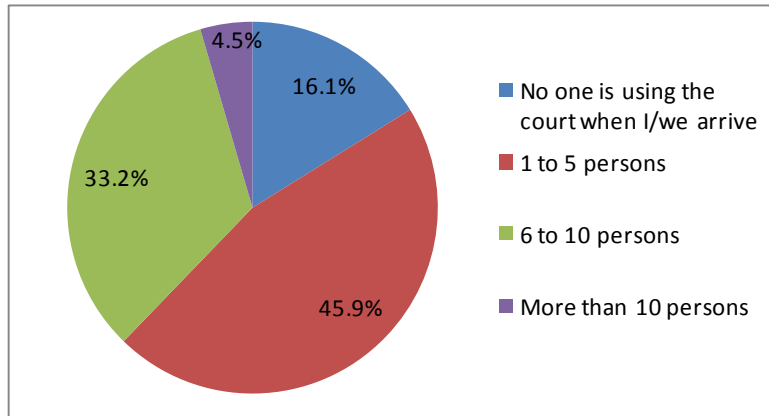
**Figure 10: Number of People Using the Tennis Court at Bel Aire Park upon Arrival (n=132)**



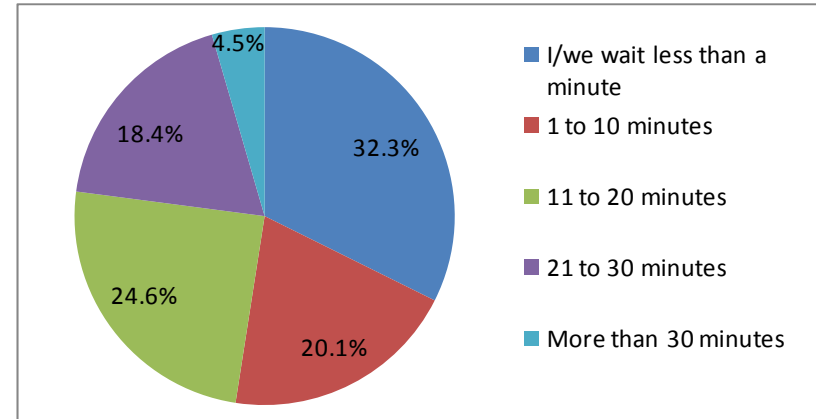
**Figure 11: Time of Waiting to Use the Tennis Court at Bel Aire Park (n=112)**



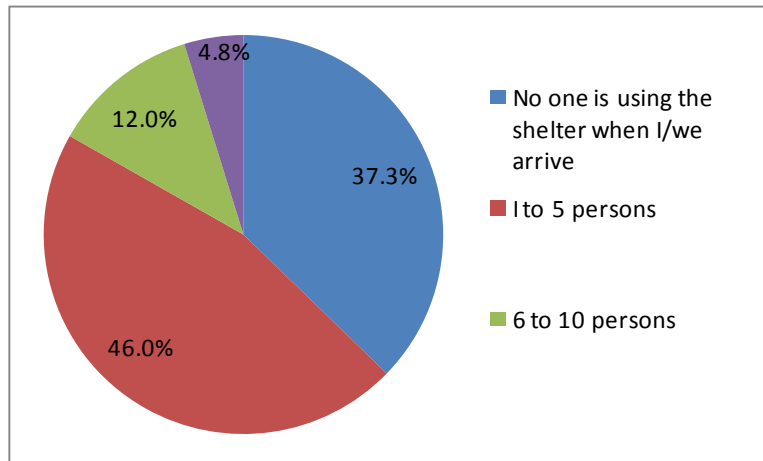
**Figure 12: Number of People Using the Basketball Court at Bel Aire Park upon Arrival (n=87)**



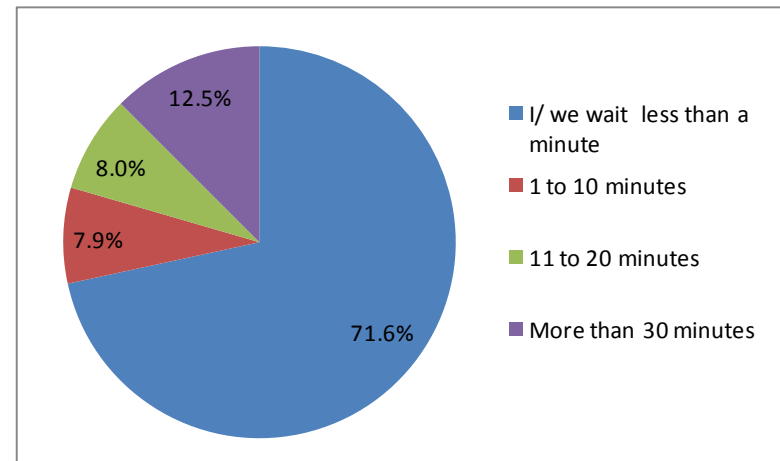
**Figure 13: Time of Waiting to Use the Basketball Court at Bel Aire Park (n=65)**



**Figure 14: Number of People Using the Picnic Shelter at Bel Aire Park upon Arrival (n=126)**



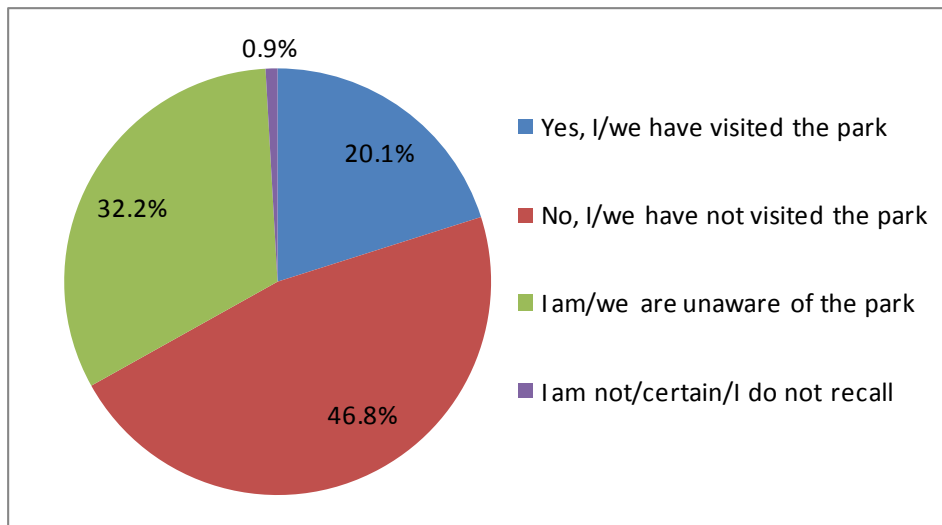
**Figure 15: Time of Waiting to Use the Picnic Shelter at Bel Aire Park (n=88)**



### Brookhouser Park

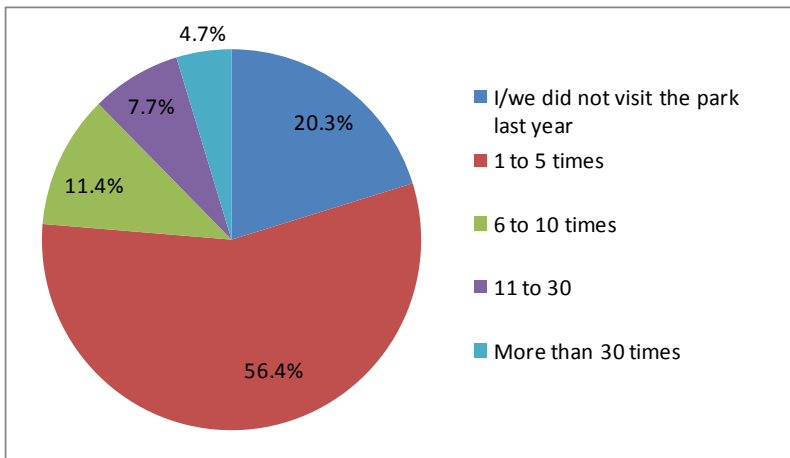
Among those respondents who provided valid answers (671 individuals), 20.1% indicate that they or their family members have visited Brookhouser Park (see Figure 16). Almost half of all the respondents (46.8%) indicate they and their family members are aware of the park but have not visited it. Almost a third (32.2%) of all the respondents are not aware of the park.

**Figure 16: Visit of Brookhouser Park (n=671)**

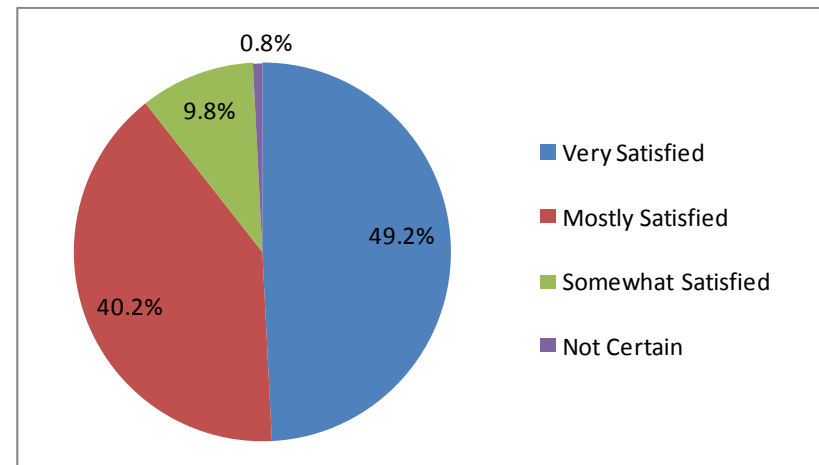


Among those respondents who provided valid answers, 20.3% did not visit Brookhouser park last year, and 56.4% visited the park 1 to 5 times (see Figure 17). Almost all of those who answered the safety question (130 out of 131 respondents) indicate that they feel safe when they visit the park. When asked about their satisfaction with the grounds conditions in Brookhouser Park, 49.2% of those who provided valid answers are strongly satisfied, and no one indicates that they are not satisfied (see Figure 18).

**Figure 17: Frequency of Visiting Brookhouser Park (n=133)**

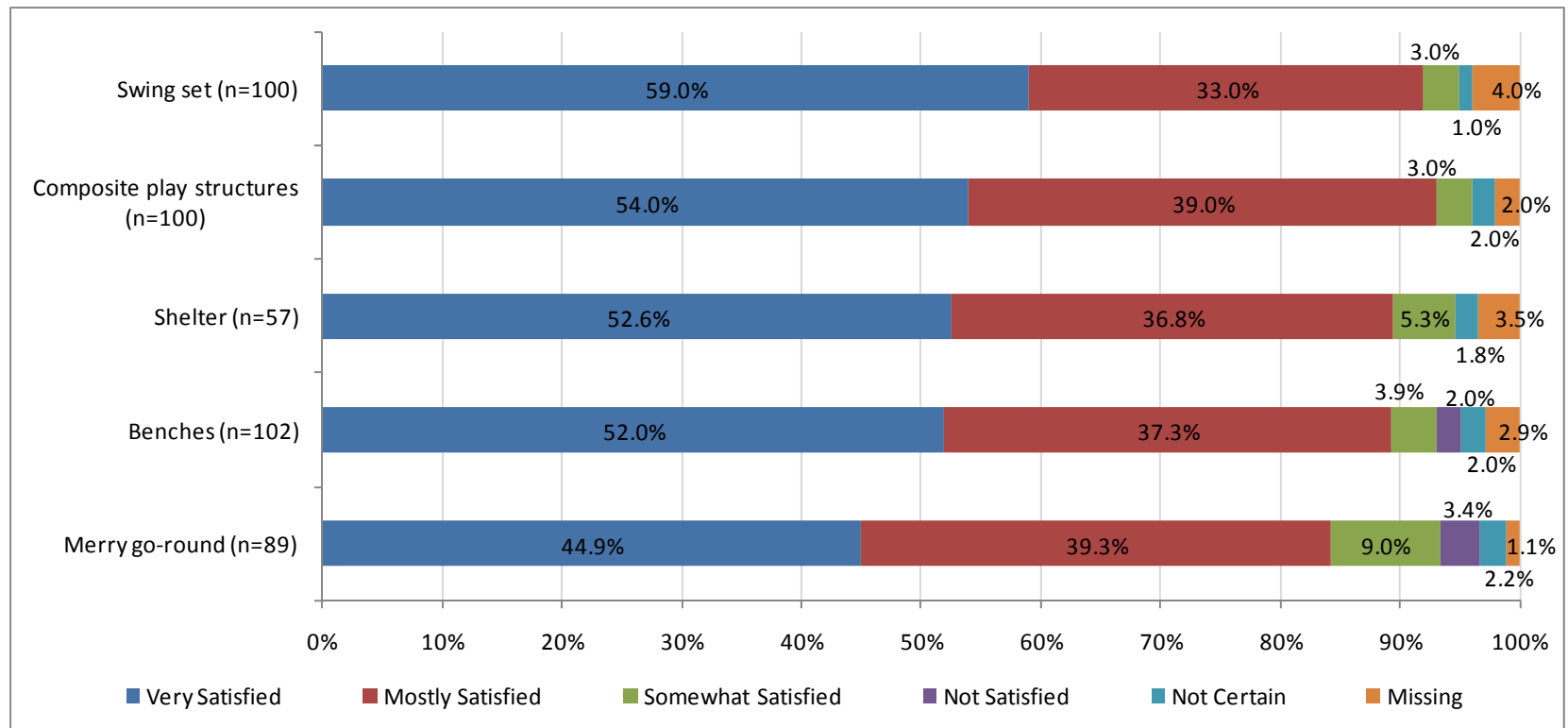


**Figure 18: Satisfaction with Groundskeeping at Brookhouser Park (n=132)**



Brookhouser Park has some amenities such as benches, shelter, swing sets, etc. The survey asks those who have visited the park if they or their family members generally use those amenities. If they use, the survey continues asking how satisfied they are with those amenities. Figure 19 shows that among those 100 respondents who use the swing sets, 59% are very satisfied with them. About forty-five percent (44.9%) of the respondents who use the merry go-round indicate that they are very satisfied with it. The “Missing” category refers to those respondents who use certain items but refused to answer their satisfaction levels.

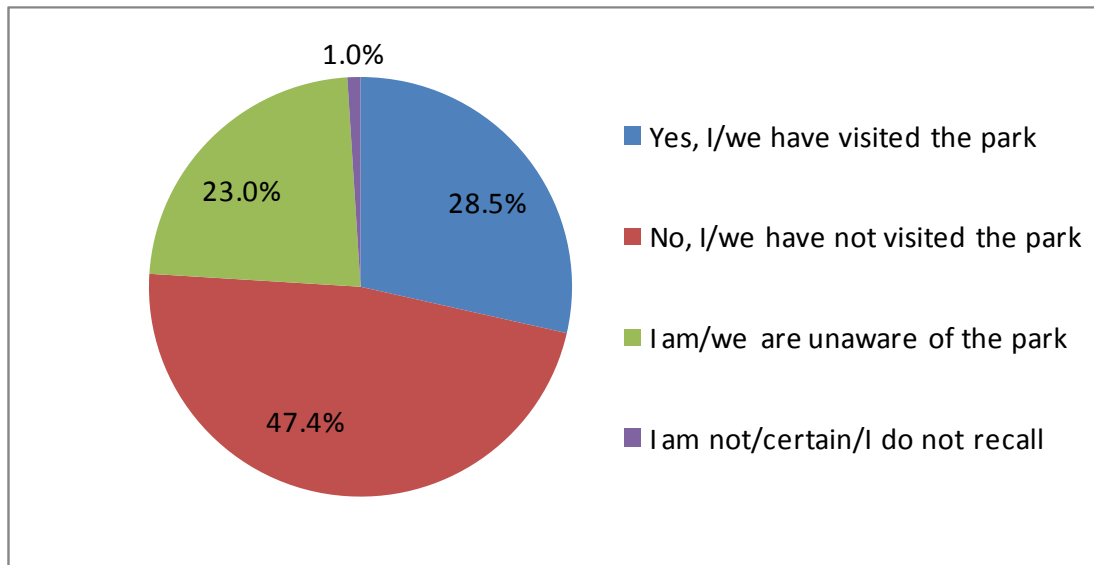
**Figure 19: Satisfaction with Amenities at Brookhouser Park**



### Denise Park

Among those respondents who provided valid answers (673 individuals), 28.5% indicate that they or their family members have visited Denise Park (see Figure 20). Almost half of all the respondents (47.4%) indicate they and their family members are aware of the park but have not visited it. Twenty-three percent (23%) of all the respondents are not aware of the park.

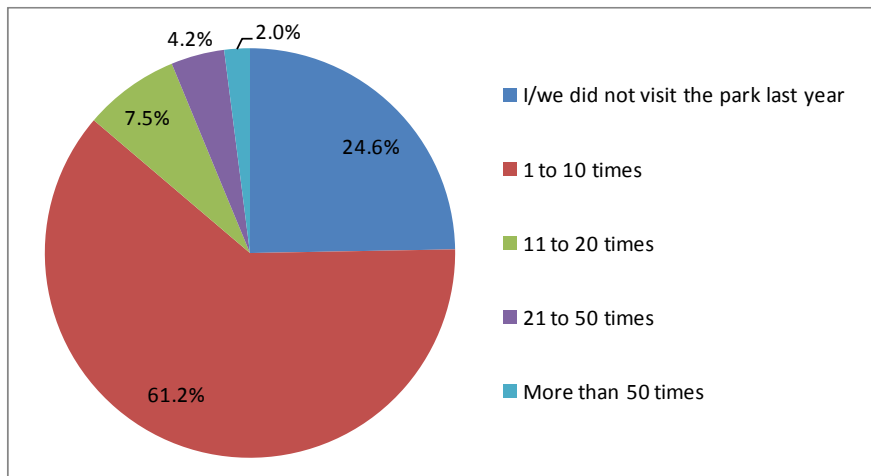
**Figure 20: Visit of Denise Park (n=673)**



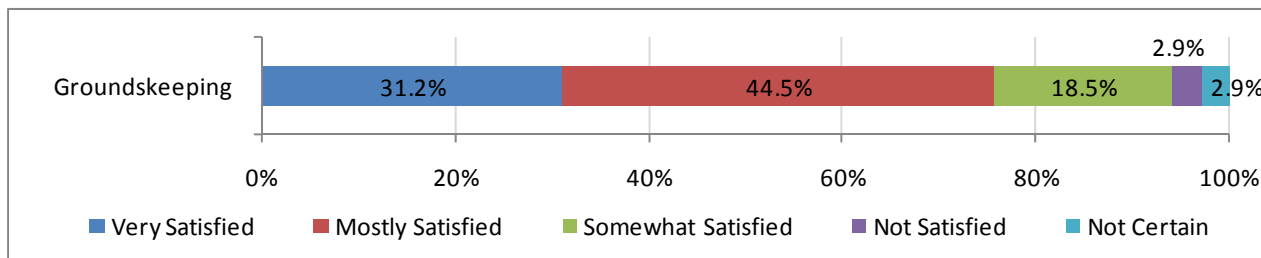


Among those respondents who provided valid answers, 24.6% did not visit Denise Park last year, and 61.2% visited the park 1 to 10 times (see Figure 21). Almost all of those who answered the safety question (97.7% of 176 respondents) indicate that they feel safe when they visit the park. When asked about their satisfaction with the grounds conditions in Denise Park, 31.2% of those who provided valid answers are very satisfied, and 2.9% indicate that they are not satisfied (see Figure 22).

**Figure 21: Frequency of Visiting Denise Park (n=183)**

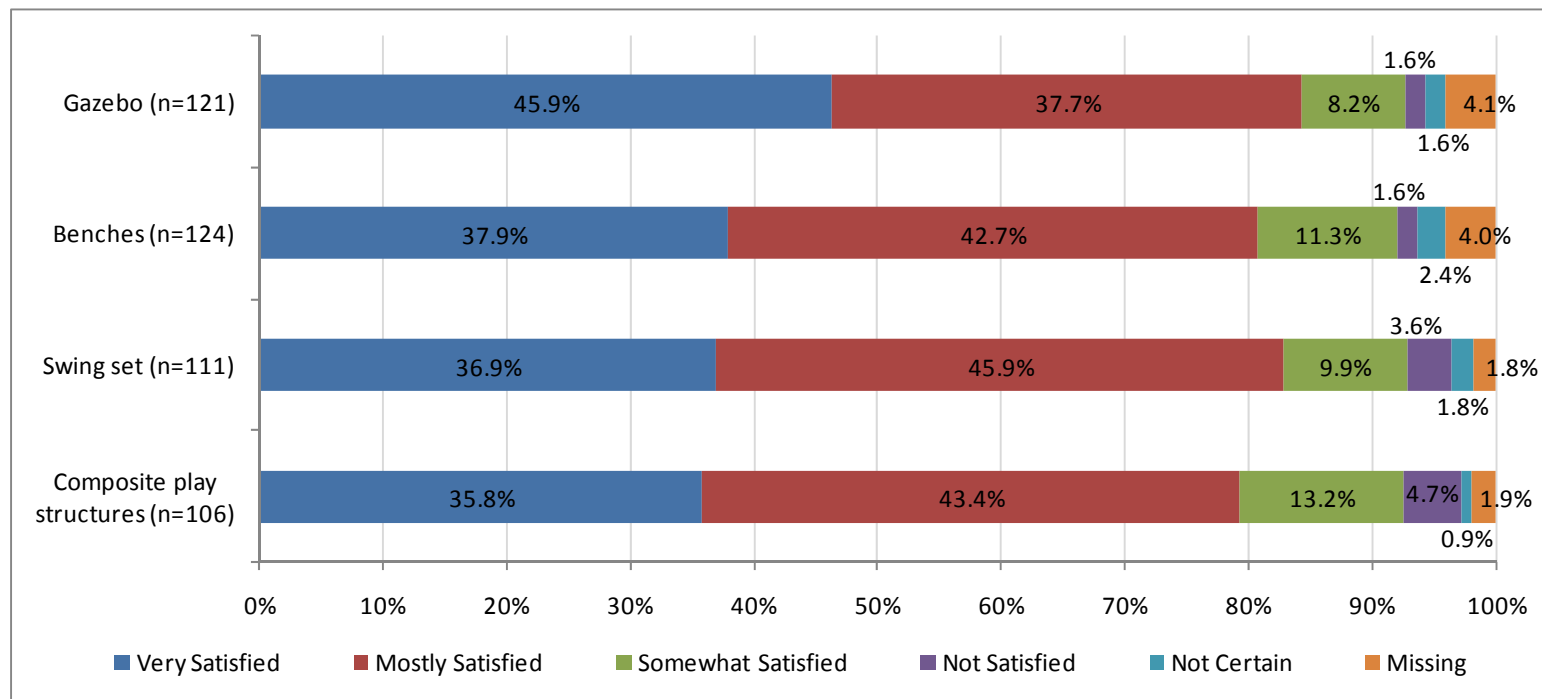


**Figure 22: Satisfaction with Groundskeeping at Denise Park (n=173)**



Denise Park has some amenities such as benches, swing sets, Gazebo, etc. The survey asks those who have visited the park if they or their family members generally use those amenities. If they use, the survey continues asking how satisfied they are with those amenities. Figure 23 shows that the gazebo receives the highest satisfaction level among all other amenities. Among those 121 respondents who use the gazebo, 45.9% are very satisfied with it. About thirty-six percent (35.8%) of the respondents who use the composite play structures indicate that they are very satisfied with them. The “Missing” category refers to those respondents who use certain items but refused to answer their satisfaction levels.

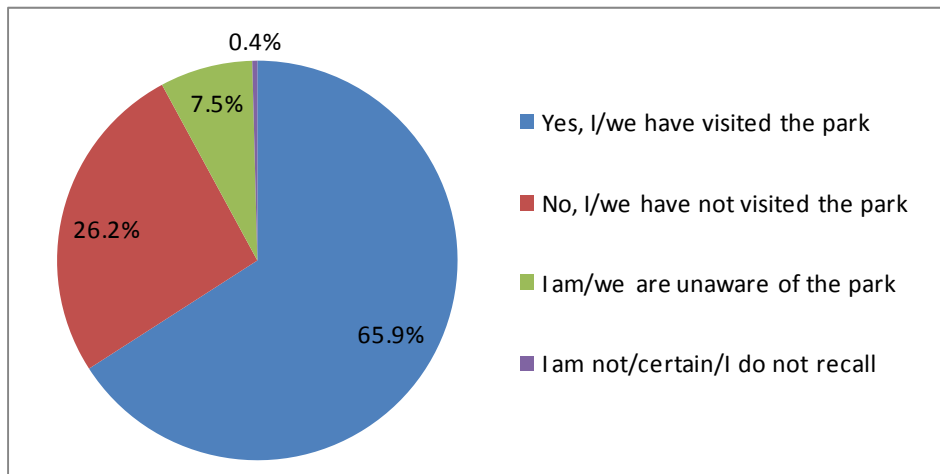
**Figure 23: Satisfaction with Amenities at Denise Park**



### Eagle Lake Park

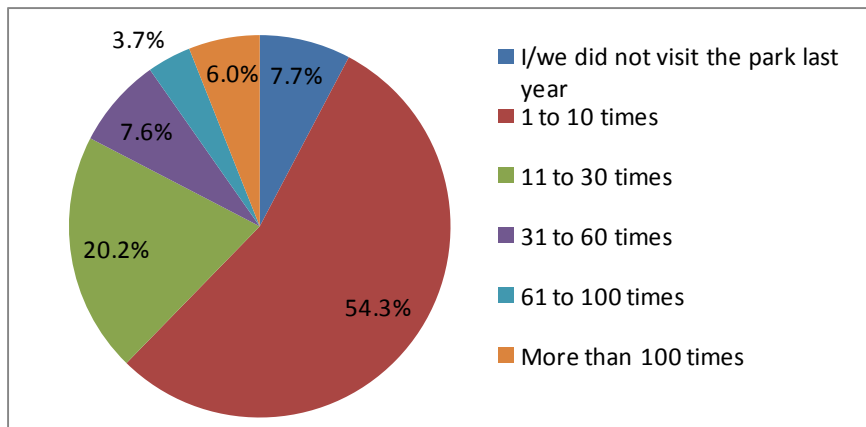
Among those respondents who provided valid answers (684 individuals), 65.9% indicate that they or their family members have visited Eagle Lake Park (see Figure 24). Twenty-six percent (26.2%) indicate they and their family members are aware of the park but have not visited it. About seven percent (7.5%) of all the respondents are not aware of the park.

**Figure 24: Visit of Eagle Lake Park (n=684)**

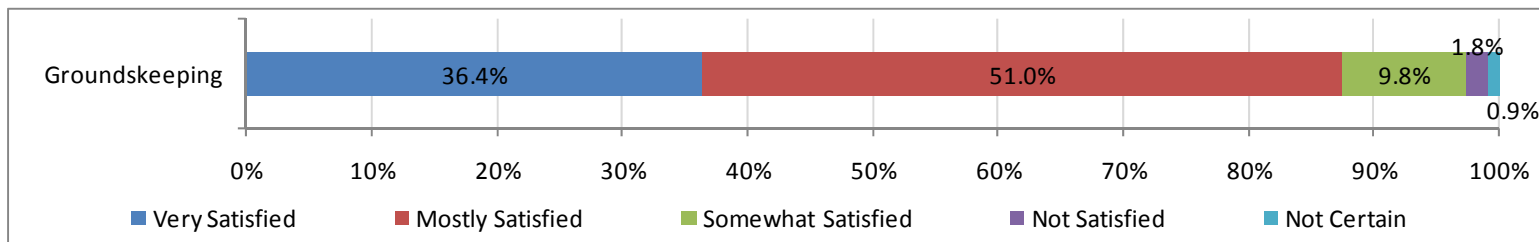


Among those respondents who provided valid answers (428 individuals), 7.7% did not visit Eagle Lake Park last year, and 54.3% visited the park 1 to 10 times (see Figure 25). Almost all of those who answered the safety question (97.3% of 439 respondents) indicate that they feel safe when they visit the park. When asked about their satisfaction with the grounds conditions in Eagle Lake Park, 36.4% of those who provided valid answers are very satisfied, and 1.8% indicate that they are not satisfied (see Figure 26).

**Figure 25: Frequency of Visiting Eagle Lake Park (n=428)**

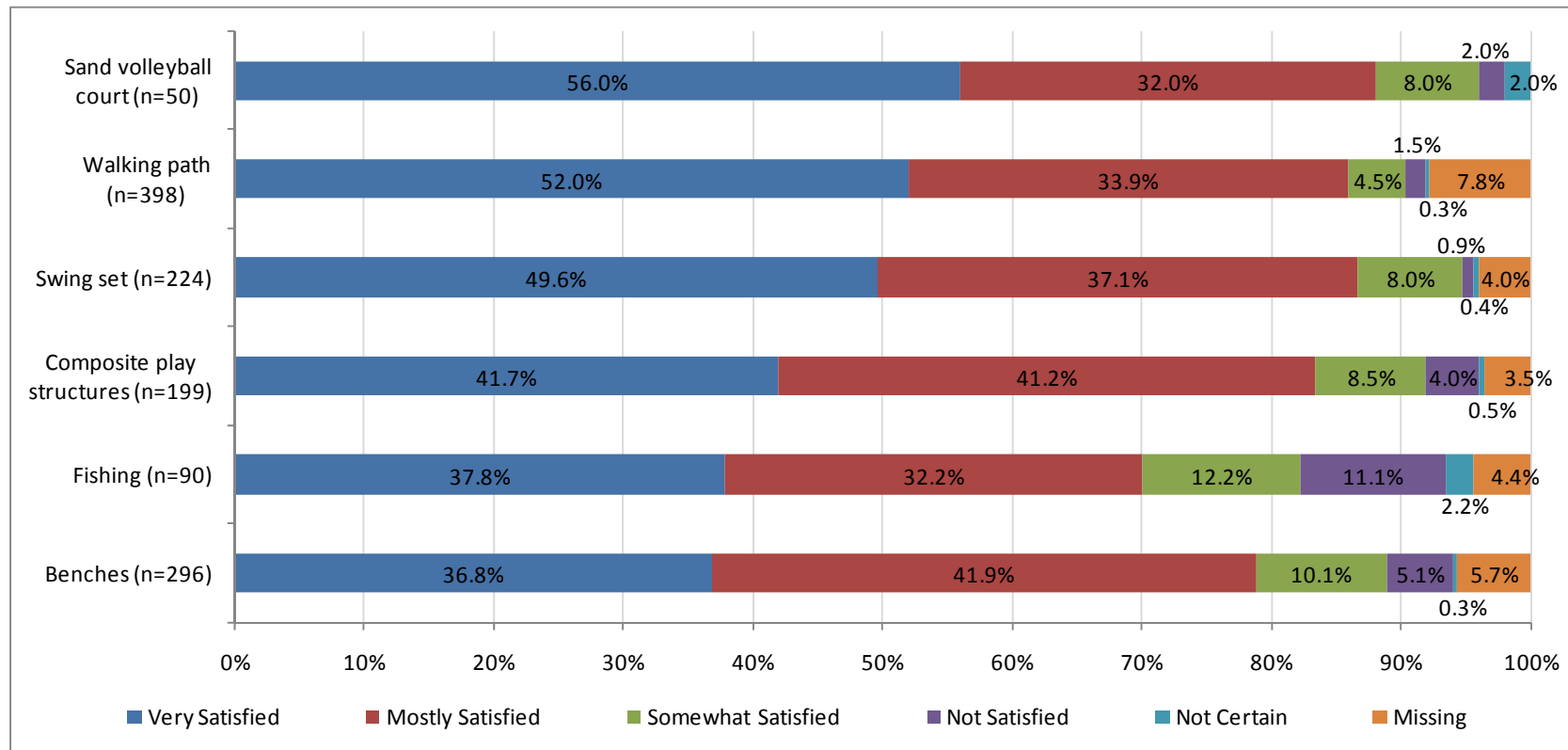


**Figure 26: Satisfaction with Groundskeeping at Eagle Lake Park (n=437)**



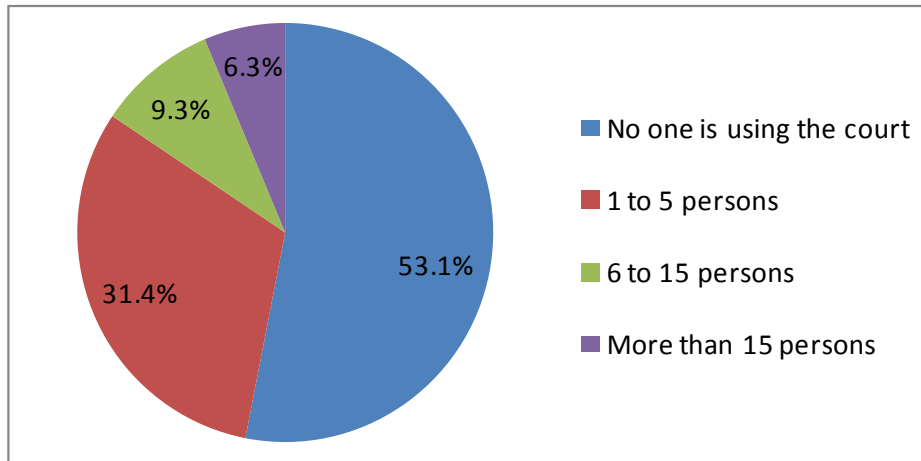
Eagle Lake Park has some amenities such as benches, swing sets, sand volleyball court, etc. The survey asks those who have visited the park if they or their family members generally use those amenities. If they use, the survey continues asking their satisfaction with those amenities. Figure 27 shows that sand volleyball court receives the highest satisfaction level among all other amenities. Among the 50 respondents who use the sand volleyball court, 56% are very satisfied with it. More than a third (36.8%) of the respondents who use benches indicate that they are very satisfied with them. The “Missing” category refers to those respondents who use certain items but refused to answer their satisfaction levels.

**Figure 27: Satisfaction with Amenities at Eagle Lake Park**



Eagle Lake Park has a sand volleyball court. For those respondents who use them, the survey asks how many people are typically using the park when they arrive and how long they usually have to wait to be able to use the court. Figure 28 shows that 53.1% of the respondents who provided valid answers indicate that typically no one is using the court when they arrive. Only ten respondents answered how long they have to wait to be able to use the sand volleyball court. Three respondents say usually they do not have to wait at all. One respondent says 5 minutes; four respondents say 20 minutes; and two respondents say more than 40 minutes.

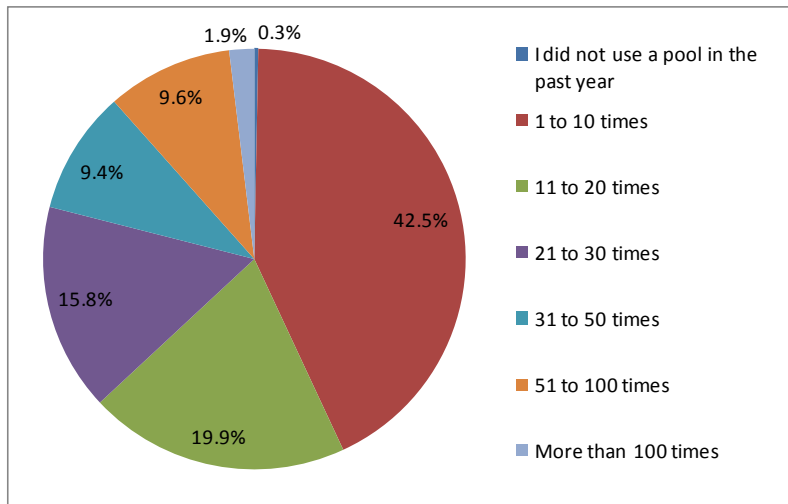
**Figure 28: Number of People Using the Sand Volleyball Court at Eagle Lake Park upon Arrival (n=32)**



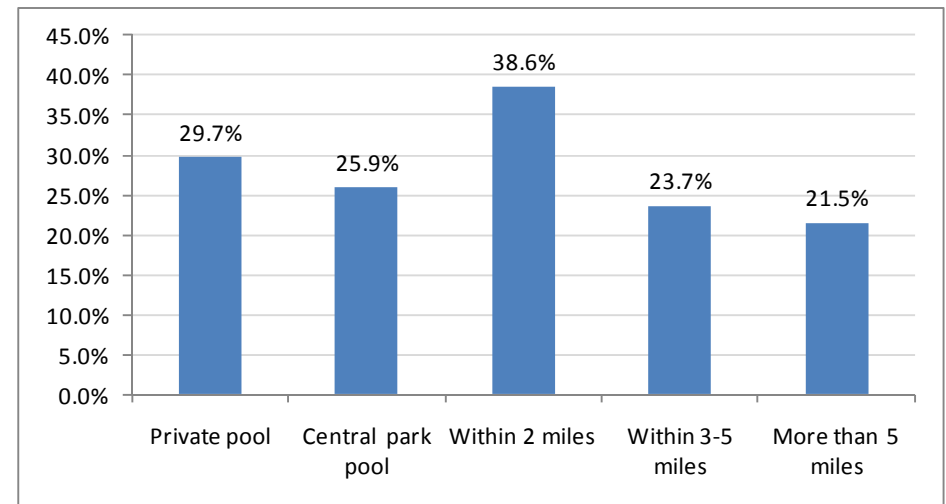
## Section 2: Swimming Pool, Recreation Center, and Potential Facilities/Programs

This section starts by asking respondents if they or their family members use a swimming pool or not. Six hundred and seventy-seven respondents provided valid answers to the question. Among them 46.8% indicate they or their family members use a pool and 53.1% say they do not use a pool. The survey continues asking those who use a pool how often they use a pool and where they typically swim. Figure 29 shows that 42.5% of those who use a swimming pool used it 1 to 10 times last year. About two percent (1.9%) used a pool more than 100 times last year. Figure 30 shows that 29.7% of those who use a pool swim at home or in local private residential pools. A little less than half (45.2%) of those who use a pool go three miles or further to swim.

**Figure 29: Frequency of Using a Swimming Pool in the Past Year**  
(n=296)

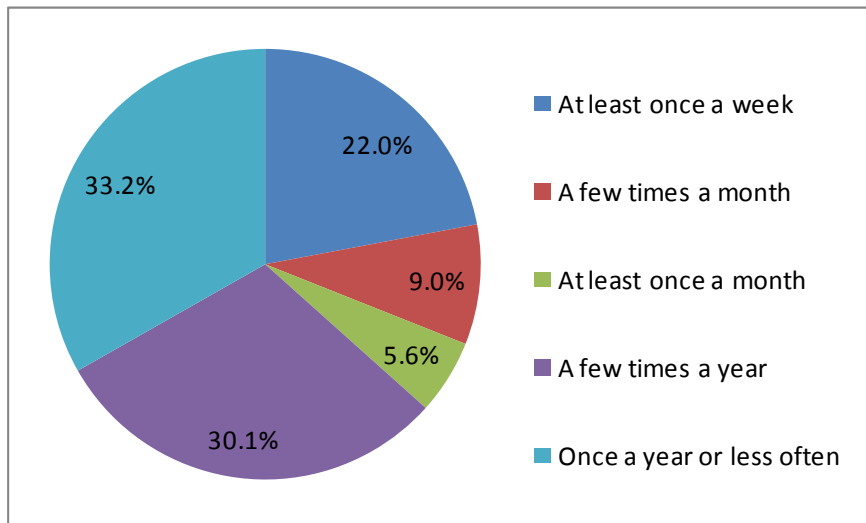


**Figure 30: Location for Swimming (n=316)**



The Bel Aire Recreation Center offers activities like basketball, exercising programs, ping pong, a book swap, etc. The survey asks respondents if they or their family members have ever participated in those activities. Six hundred and sixty-nine respondents provided valid answers to the question. Among them 38.6% indicate that they or their family members have participated in those activities, and 61.4% indicate that they or their family members have not. The survey also asks all respondents how often they or their family members use the recreation center. Three hundred and twenty-two respondents provided valid answers. Figure 31 shows that 22% of them use the center at least once a week, and that 33.2% use it once a year or even less often.

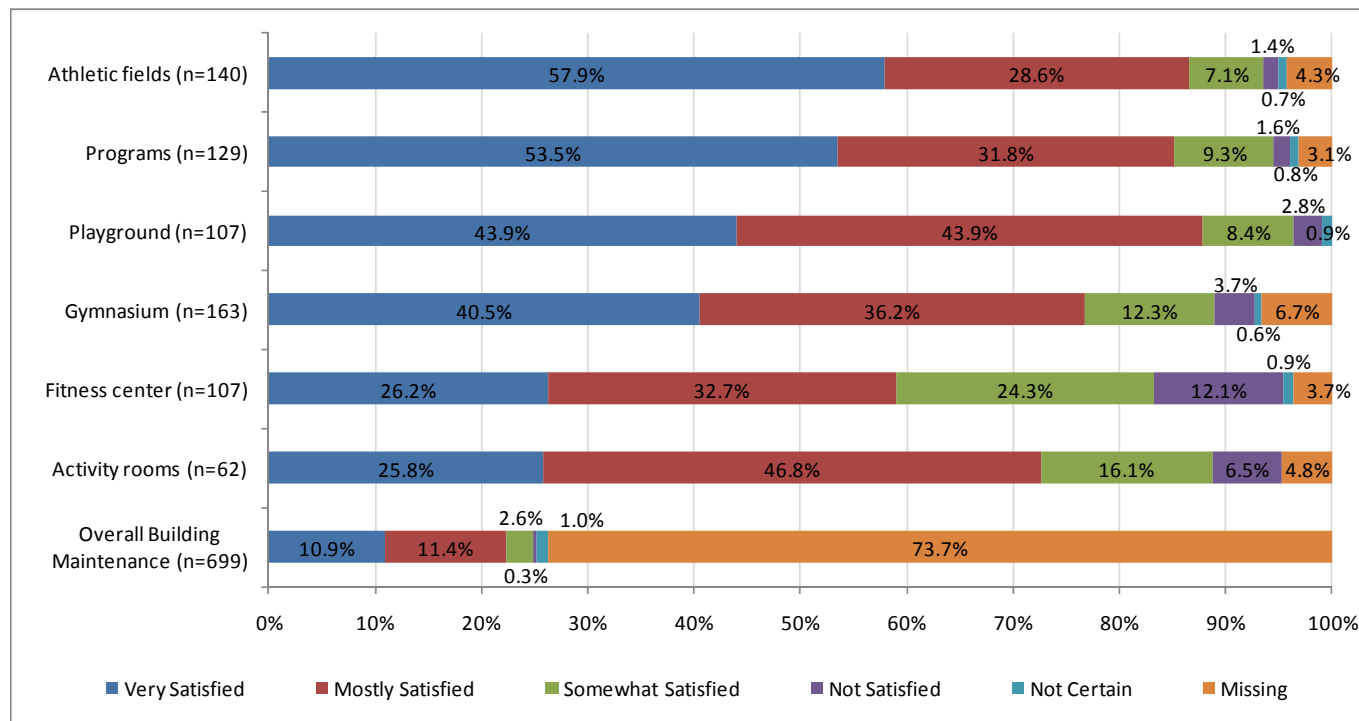
**Figure 31: Frequency of Using the Recreation Center (n=322)**





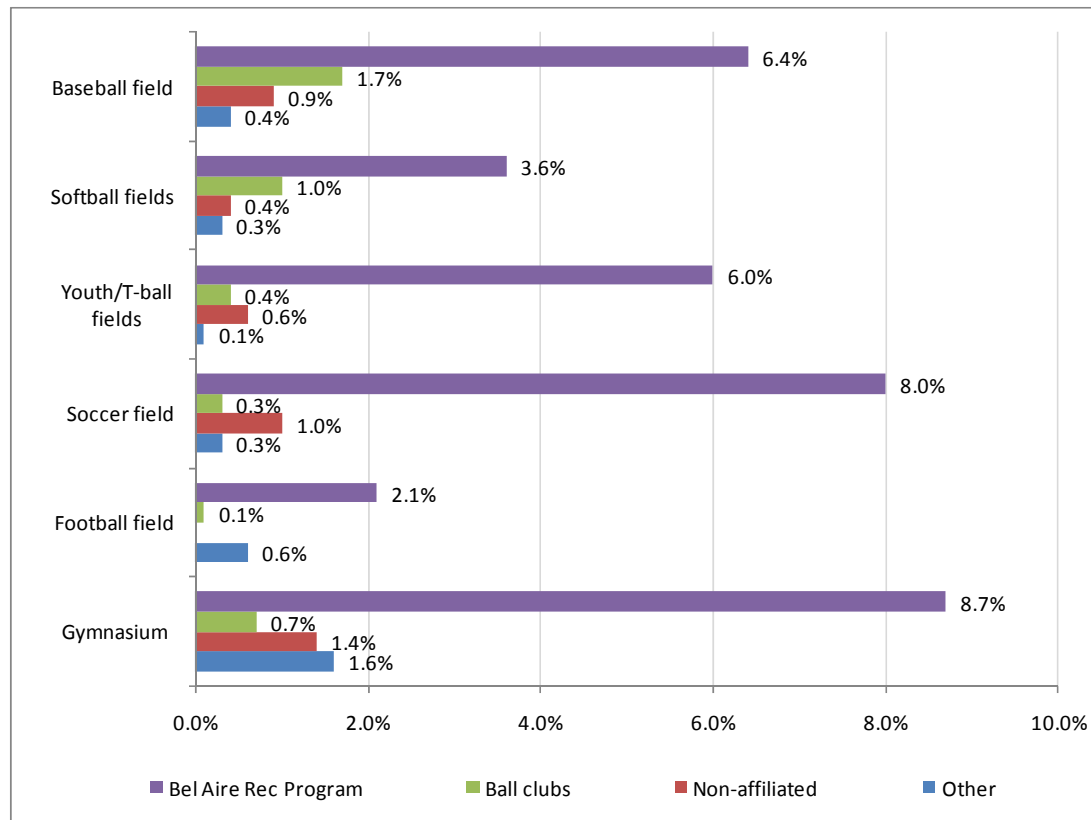
The Recreation Center has some amenities such as a gymnasium, fitness center, etc. The Center also offers programs. The survey asks all respondents if they or their family members generally use those amenities and programs. If they use, the survey continues asking their satisfaction with those amenities and programs. Figure 32 shows that the athletic fields and programs in the center receive the highest satisfaction level among all other amenities. Among the 140 respondents who use the athletic fields, 57.9% are very satisfied with them. More than half (53.5%) of those who use programs indicate they are very satisfied with them. About eleven percent (10.9%) of the respondents are very satisfied with overall building maintenance. The “Missing” category refers to those respondents who use certain amenities or programs but refused to answer their satisfaction levels.

**Figure 32: Satisfaction with Amenities and Programs at the Recreation Center**



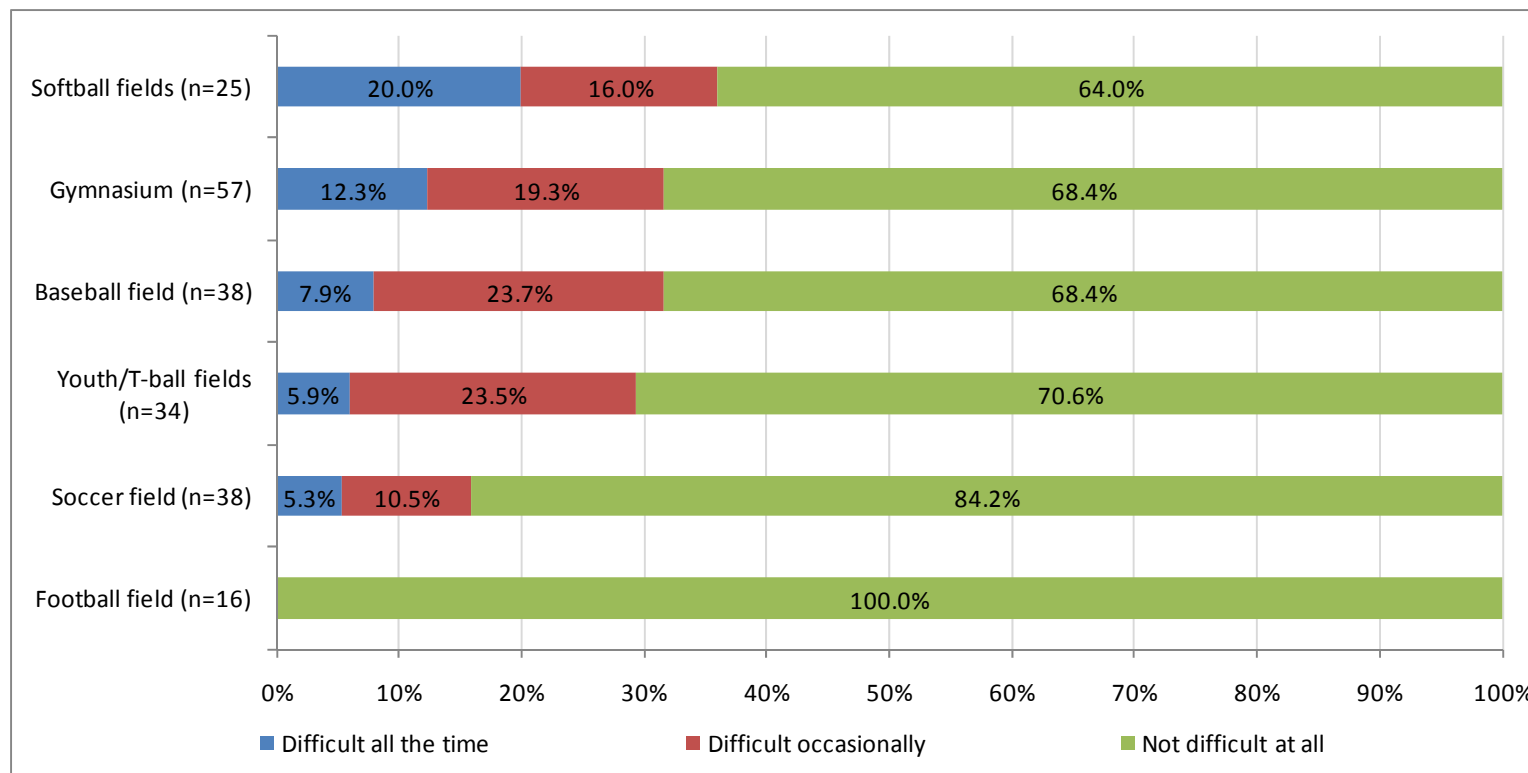
Residents in Bel Aire can use several ball fields and a gymnasium through Bel Aire Rec Program, ball clubs, non-affiliated use, or other means. The survey asks all respondents through what ways they or their family members use different ball fields and the gymnasium. Figure 33 shows that Bel Aire Rec Program is most heavily relied upon when residents use or try to use different ball fields and the gymnasium. For instance, 8.7% of all respondents indicate that they use the gymnasium through the Rec Program. The reliance on other means is much lower. Only 0.7% indicate that they use gymnasium through ball clubs. Similar patterns can be found for other ball fields.

**Figure 33: Use of Ball Fields and Gymnasium (n=700)**



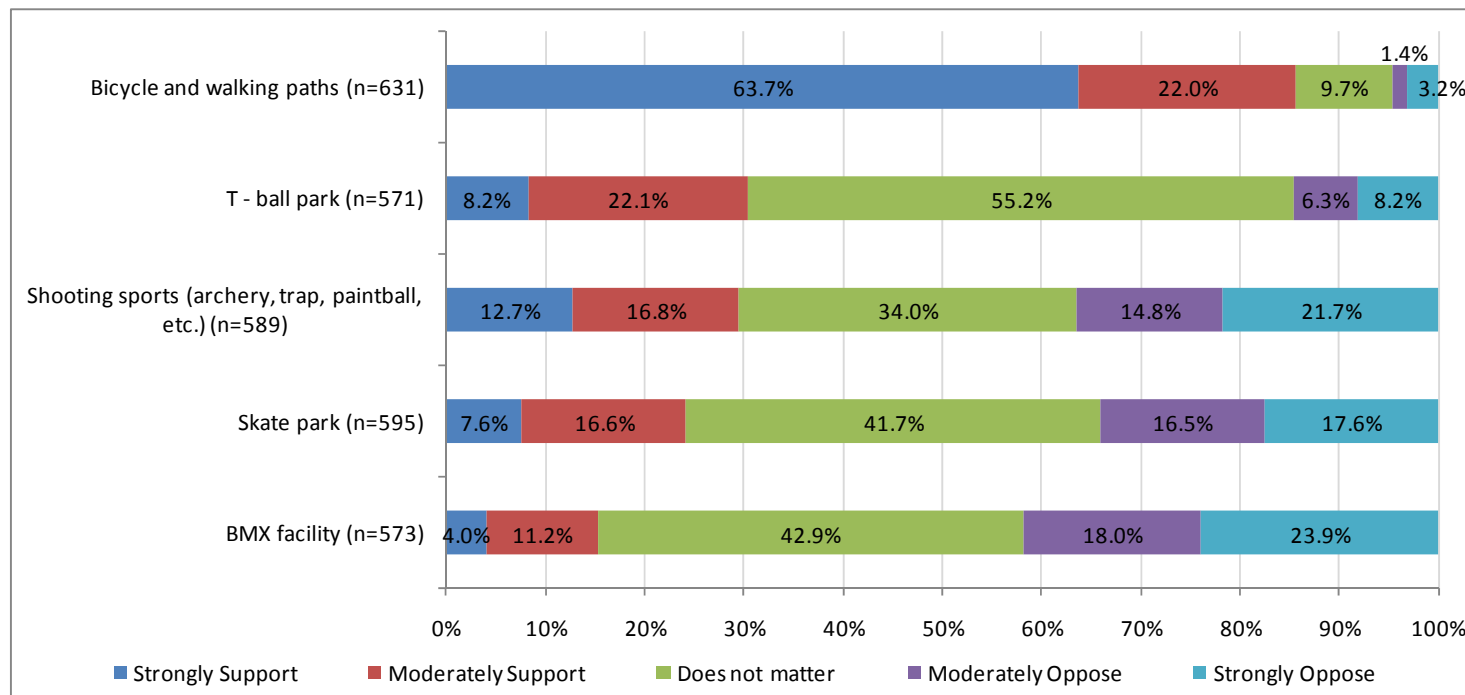
The survey also asks respondents if it is difficult to schedule events, games, and practices when they use the ball fields and gymnasium. Figure 34 shows that it is easiest to schedule events, games, and practices for the football field. All the respondents who provided valid answers say it is not difficult at all. It is the most difficult to schedule activities at the softball fields. More than a third (36%) of the respondents say it is difficult all the time or occasionally when they schedule activities at the gymnasium.

**Figure 34: Difficulty of Scheduling Events, Games, and Practices**

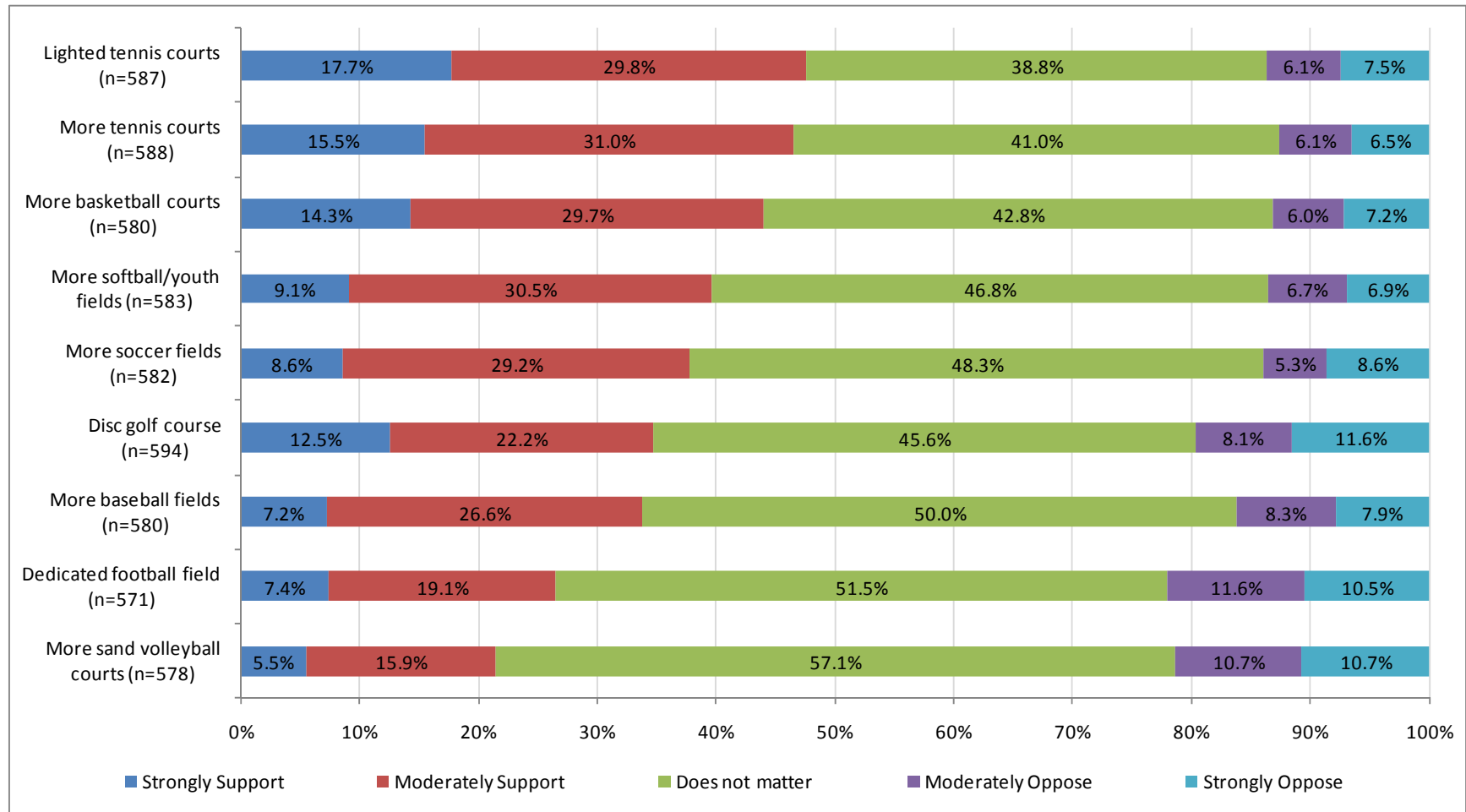


As the City of Bel Aire continues to grow, it may need more recreation facilities. The survey provides a list of potential facilities and asks respondents if they support or oppose the construction of those facilities. Figures 35, 36, and 37 show the results. Bicycle and walking paths received the highest support. More than eighty-five percent (85.7%) of the respondents strongly or moderately support construction of bicycle and walking path. Picnic shelters rank the second highest. More than half (58.4%) of the respondents strongly or moderately support construction of more picnic shelters. BMX facility receives the lowest support and the greatest opposition. About fifteen percent (15.2%) of the respondents strongly or moderately support construction of a BMX facility. More than forty percent (41.9%) of the respondents strongly or moderately oppose it.

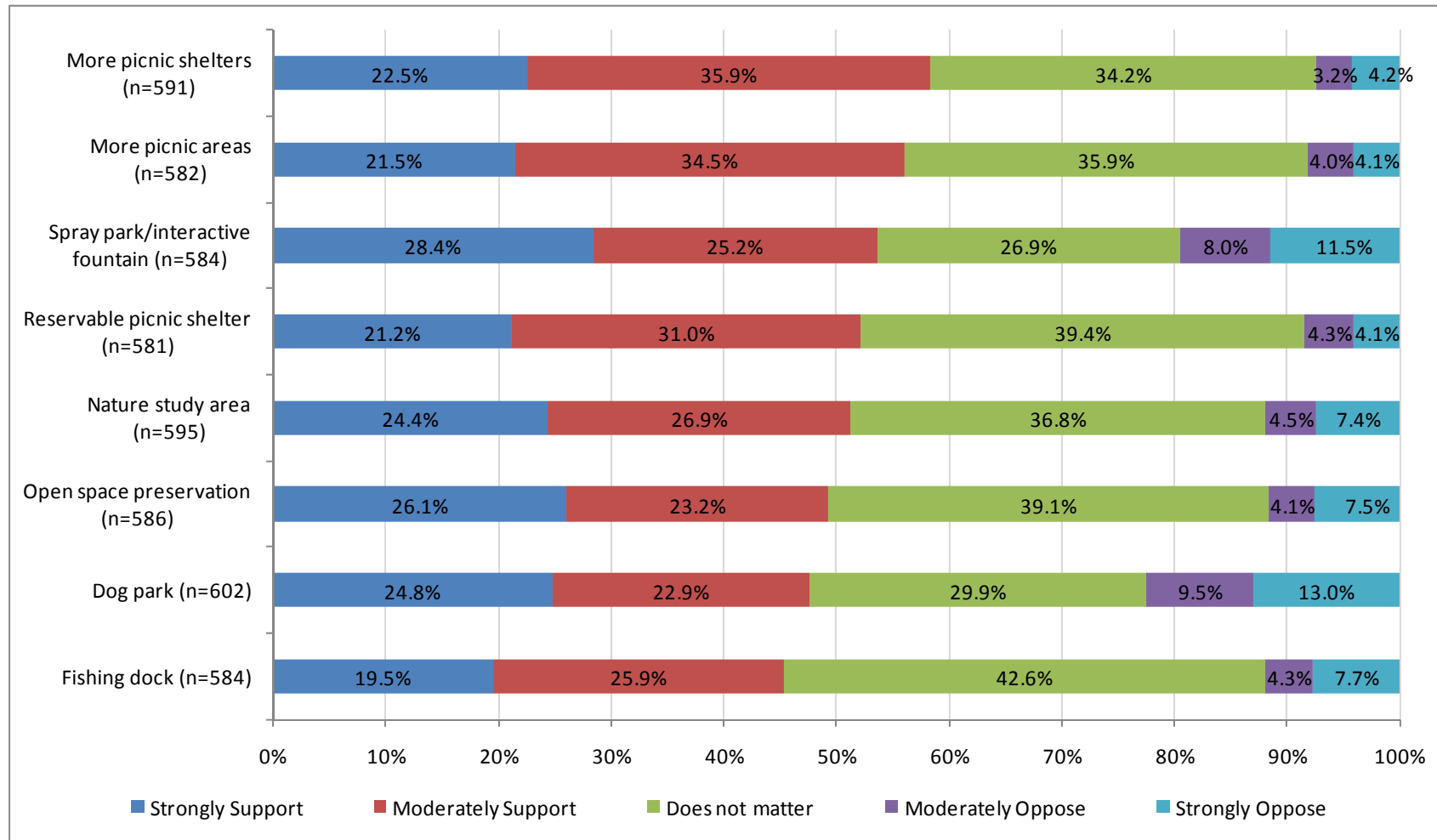
**Figure 35: Support of Future Potential Facilities \_ 1**



**Figure 36: Support of Future Potential Facilities \_ 2**

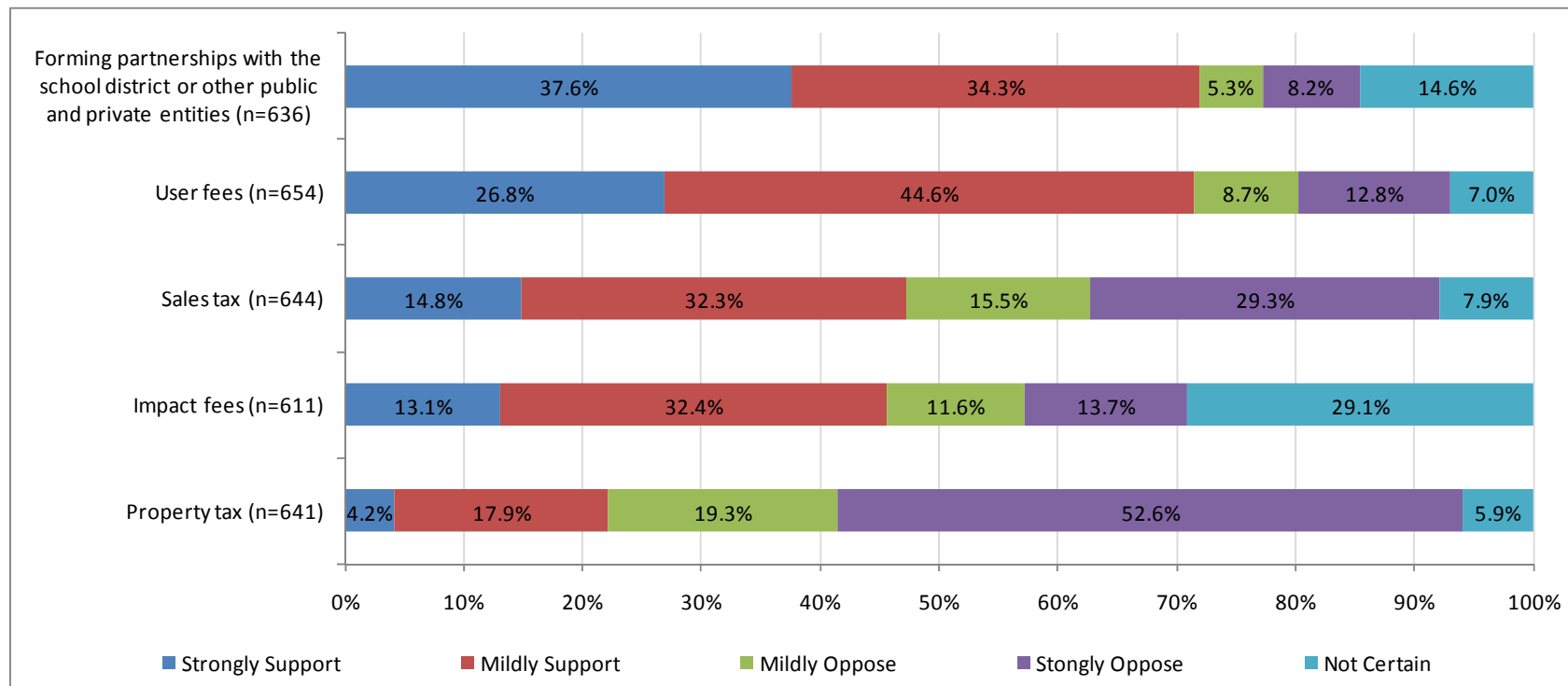


**Figure 37: Support of Future Potential Facilities \_ 3**



Following the question regarding the construction of potential facilities, the survey asks respondents if they support the use of certain taxes or fees to finance the improvements to the parks and recreation system. Figure 38 shows that respondents give the highest support to partnerships with the school district or other public and private entities as the way to finance the improvements. More than seventy percent (71.9%) of respondents strongly or mildly support using partnerships with public and private entities to finance the improvements. Property tax receives the lowest support. About twenty percent (22.1%) of respondents strongly or mildly support using property tax to finance the improvements, and 71.9% of respondents strongly or mildly oppose using property tax.

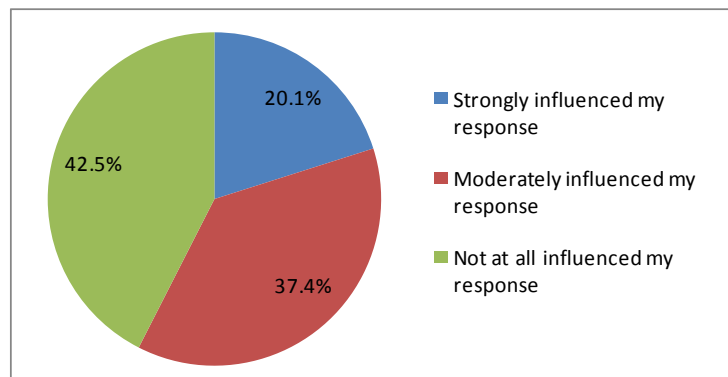
**Figure 38: Finance of Improvements to the Parks and Recreation System**



Respondents' answers to the financing choices question may be impacted by the recent economic conditions in the nation, Kansas, and/or the city. The survey asks respondents how much the recent economic conditions influenced their response to the financing choices for the improvements to the parks and recreation system. About forty percent (42.5%) of the respondents indicate that the recent economic conditions do not influenced their responses to the financing choices for the improvements. About sixty percent (57.5%) say the economic conditions strongly or moderately influenced their responses (see Figure 39). Those respondents who indicate that the recent economic conditions strongly influenced their responses to the financing choices still give the highest support to partnership with school districts and other public and private entities. Almost seventy percent (68.8%) of those respondents strongly or mildly support partnership. Partnership also receives the highest support among those respondents who indicate that the recent economic conditions have no influence on their responses. User fee receives the highest support among those respondents who indicate that the recent economic conditions moderately influenced their responses (see Figure 40).

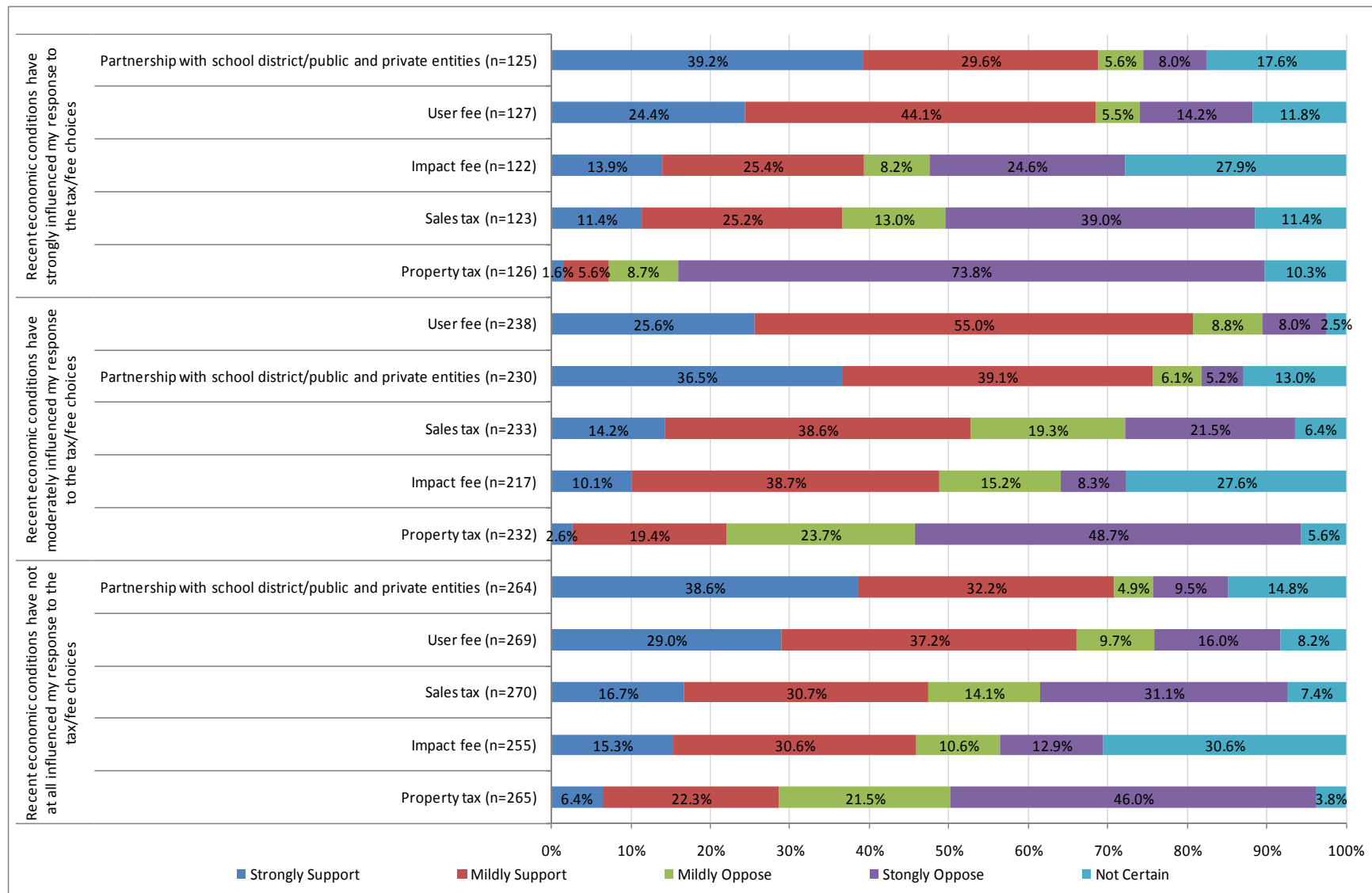
The survey asks respondents to leave any comments about each city park and the Recreation Center. The comments provided by respondents are listed in Appendices 4, 5, 6, 7, 8, 9, and 10. Appendix 11 presents the survey questionnaire.

**Figure 39: Impact from Recent Economic Conditions  
on Response to Financing Choices (n=657)**





**Figure 40: Financing Choices by Impact from Recent Economic Conditions**



## Appendix 1: Demographic Characteristics of Individuals in Respondents' Households<sup>1</sup>

Social Indicators		Survey Sample
Gender		<b>(n=664)</b>
	Male	66.3%
	Female	33.7%
Registered to Vote		<b>(n=672)</b>
	Yes	96.0%
	No	4.0%
Education		<b>(n=655)</b>
	Less than high school	0.3%
	High school graduate	4.7%
	Associates/Technical/Vocational school	2.1%
	Some college	20.6%
	Bachelors	44.1%
	Masters or beyond	28.1%
Age of Household Members Who is 18 Years and Older With the Most Recent Birthday		<b>(n=623)</b>
	18 to 19 years	0.2%
	20 to 29 years	6.7%
	30 to 39 years	18.3%
	40 to 49 years	20.2%
	50 to 59 years	24.9%
	60 to 69 years	15.1%
	70 to 79 years	9.6%
	80 years and over	4.4%

<sup>1</sup> The last section of the survey asks the person in the respondent's household who is at least 18 years old and who has had the most recent birthday to complete several questions pertaining to individuals. The answers are shown in this table.

## Appendix 2: Demographic Characteristics of Households

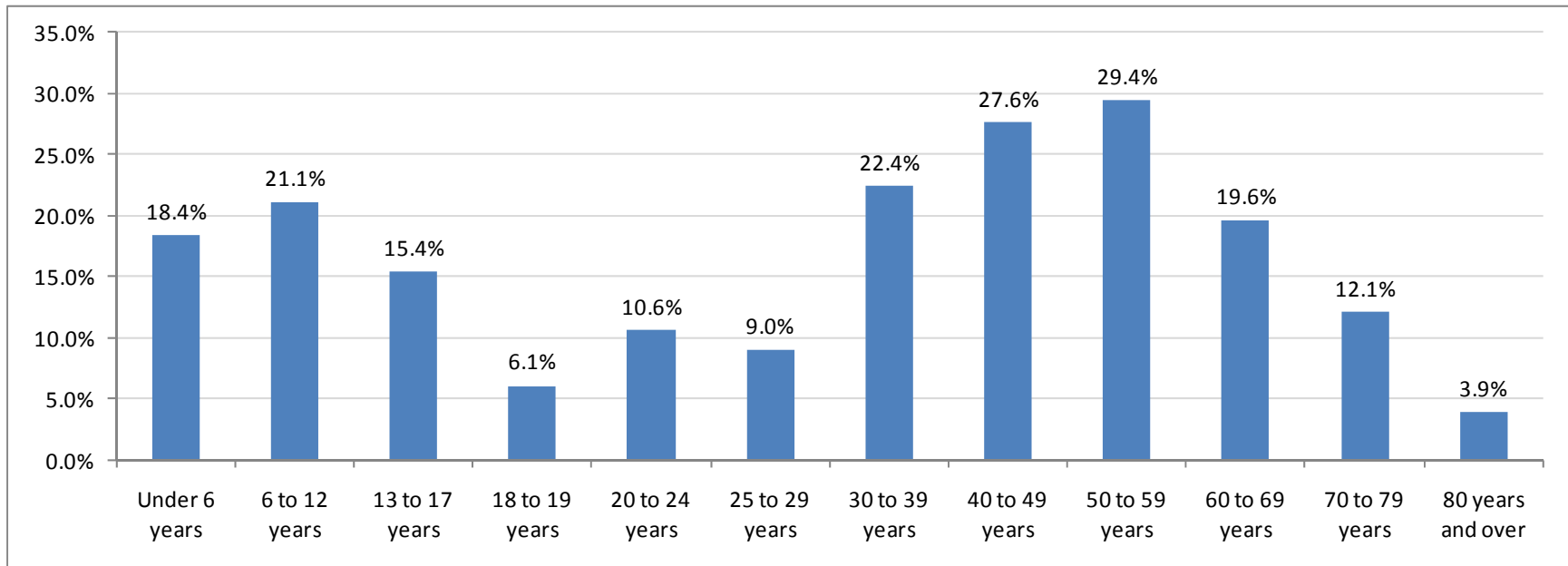
Social Indicators		Survey Sample
Year of Residence		<b>(n=676)</b>
	Less than 1 year	1.0%
	1 to 5 years	27.3%
	6 to 10 years	22.7%
	11 to 20 years	24.3%
	21 to 30 years	13.0%
	31 to 40 years	6.6%
	More than 40 years	3.3%
Household Size		<b>(n=658)</b>
	1 people	10.9%
	2 people	40.7%
	3 people	15.2%
	4 people	18.4%
	5 people	10.0%
	6 to 10 people	4.7%
Household Income		<b>(n=572)</b>
	Less than \$10,000	0.3%
	\$10,000 to \$29,999	5.2%
	\$30,000 to \$49,999	12.8%
	\$50,000 to \$69,999	20.1%
	\$70,000 to \$89,999	26.4%
	\$90,000 to \$99,999	10.1%
	\$100,000 or over	25.0%

## Appendix 2 (cont.): Demographic Characteristics of Households

Social Indicators		Survey Sample
Age of Household Members <sup>a</sup>		(n=1955)
	Under 6 years	18.4%
	6 to 12 years	21.1%
	13 to 17 years	15.4%
	18 to 19 years	6.1%
	20 to 24 years	10.6%
	25 to 29 years	9.0%
	30 to 39 years	22.4%
	40 to 49 years	27.6%
	50 to 59 years	29.4%
	60 to 69 years	19.6%
	70 to 79 years	12.1%
	80 years and over	3.9%

- a. This indicator shows the results of answers to question 46 in the survey, which asks respondents to indicate how many household members are in each age category (see Appendix ). Collapsing all the answers indicates that there are 1,955 members in the households of those respondents who answered this question. The table shows the percentages of all 1,955 members that are in different age categories. Appendix 3 graphs these percentages.

### Appendix 3: Age of Household Members (n=1,955)



#### Appendix 4: Comments on Alley Park

Comments on Alley Park	Frequency
I thought that was private ground-(the gas company).There is not any sign stating it's a park!	15
Alley Park is very pleasant to visit- I would suggest maybe one or two benches. I would not have guessed it was 7 acres. It seems like 2-3.	7
Bank area needs to be cleared of trees, weeds & shrubs. Can't sit around the banks. Pond also needs to be cleaned out. Park does not get the need attention as other parks in Bel Aire. In the open area there is always water standing from drainage.	5
At this time I do not think we should not spend money on this. Our sewage bill is already outrageous and with the economy we need to worry about our roads first!	3
A play structure for children might be nice. However, Bel Aire rec center is very close so it's not essential.	1
Alley Park was supposed to be a natural park. Tall grass is kind of wild!	1
Do not use it due to location.	1
Do not want any animals. Note: At this time, it is a place to drink, smoke and throw items under the north row of trees. I wonder what else takes place.	1
I (and others) like to pick sand plums from the bushes planted there.	1
I may have gone once to this park.	1
I strongly support sidewalks in all areas of the city.	1
I wouldn't call it a park.	1
It is a nice park-but a long walk from our house, so we don't go there.	1
It would be nice to have a path that was paved so you could take a stroller into the area.	1
Just moved to KS. Didn't know park existed until we got survey. Grass cut nicely but unsure if it is maintained that way. Would be nice to have picnic tables there.	1
Lighting at night	1
Never knew there was "Alley Park". I am sure the neighborhood knows about the park. (Oliver and 48th area)	1
Not worth the trip to visit it.	1
Seems to be there as a little park for those that live around it nothing more.	1
We need sidewalks on 45th and Woodlawn St. and will be the main reason we leave the Bel Aire area!	1
We would like to see a handicap accessible, small fishing dock added.	1

## Appendix 5: Comments on Bel Aire Park

Comments on Bel Aire Park	Frequency
1. Upgraded playground equipment/fix sand area. 2. More playground equipment/swings. 3. More shade areas with benches	75
It would be nice to have more tennis and basketball courts and to light them for night use when it is cooler or they are more available. Overall the park needs to be maintained as the courts are in disrepair, the park needs bathroom facilities, broken equipment, and needs a water fountain.	61
Have not been there for several years	21
Another very nice park.	16
Bike paths, sidewalks along wood lawn from 45th to 37th a must. Exercise stations would be nice.	6
It seems that there needs to be a way to reserve courts/shelter. Perhaps a web site off the Bel Aire home page. Reservations could be made for a nominal fee.	2
Bring back the rocket slide!	1
Drinking Fountain.	1
Grass clippings on equipment after mowing.	1
I miss the little grill that used to be under the shelter.	1
I think that sometimes out of town groups come to this park to play, because Wichita may not maintain their facilities as well. I do not think out of town groups should be allowed to hog these courts.	1
I would like to see it fenced on the East side next to wood lawn.	1
If the weather is decent on the weekends/summer/evenings - this park often has people who don't live in Bel Aire and think they dominate this park and its upkeep. Imposed to improvements.	1
Like to see a park more centrally located and a few more facilities	1
Should have kept the old playground equipment. New stuff was a waste of monies.	1
Since I live across the street and work the night shift and arrive home around midnight, a few times young males have been in the park and I have felt unsafe then. Parks and streets need lighting.	1
We are new to the area adn state and have used the park on off hours or during the winter/turn of the season from fall to winter.	1
We liked the park better before they installed the new 'generic' play equipment. Now it looks like every other playground. We much preferred the old slide, merry-go-round etc!	1
We need a big park stove inside it	1

# Appendix 6 (cont.): Comments on Brookhouser Park

Comments on Brookhouser Park	Frequency
Enjoy park on a regular basis. Have small special needs child and this park allows him to play safely. Wish there were a few more play structures. Spring whale is dangerous and merry go round is rough. Nice to have older kids not throw rocks.	19
Didn't know this was open to all Bel Aire residences.	11
Park is old. Need to get rid of sand and install rubber ground. Merry go round is very old, sly structure is old and obsolete. Need Improvement.	11
it would be nice to have flower plantings - diverse bushes native to Kansas. Trees for shade with benches to sit on while watching the kids play. More parks like this one.	8
The composite playset is for younger children mostly having something for older children too would be nice.	2
Add water fountain	1
Equipment frequently wet, possibly from sprinklers.	1
If this is Eagle Lake Park I go every day. I'll take my grandchildren when/if they come to Kansas.	1
More playground equipment would be nice.	1
My son is 12 now and too old to play on equipment. So we haven't been there in a couple years.	1
Needs to be more trees or shade structures. Slides/swings, etc. get very hot in summer.	1
No sidewalks to walk to the park.	1
There is often too much goose fecal matter to enjoy the pond.	1
Trash needs to be dumped regularly.	1
We live across the street from the park and appreciate how well it is maintained. park visitors park on both sides of the street and make it very difficult to get out of our driveway safely	1



## Appendix 7: Comments on Denise Park

Comments on Denise Park	Frequency
1. need to weed 2. more swings 3. more benches (shaded)	22
Did not know park existed. Another neighborhood park. There is no city park. All are in separate neighborhoods. Most people do not go into the neighborhoods you do not live in.	17
It's a nice little park	7
I don't even recall what benches there are-Ha! The gazebo is nice but needs refinishing, maybe. It feels like we'll get splinters. There are two shady spots, including one over the sand area. That is nice.	6
Playground geared to small children.	5
Again, no sidewalks on 45th St., Woodlawn	1
Could have potty somewhere! Kids are unpredictable.	1
Get rid of the pet manure.	1
I have noticed that the upkeep of the grass @ this park and also in a field further north is not kept up as well as it used to be. They let the grass get much longer than they used to.	1
I rested there while biking.	1
I walk through the park.	1
I would like more equipment. Rubber surface.	1
Kids no longer use swing sets - too old.	1
Needs some landscaping	1
Plant a big tree south/west of play equipment.	1
Plant some flowers	1
Pretty-but I hate the close railroad tracks going behind it.	1
The grounds need new sod, and overall upgrade.	1
This park needs more trees and protection from the tracks.	1

## Appendix 8: Comments on Eagle Lake Park

Comments on Eagle Lake Park	Frequency
Would like to see more picnic tables/shaded benches around lake maybe new playground equipment eventually too prefer rubber ground to sand.	45
Replace broken bench on east side with composite. Walking path is flooded in 2 areas after raining. Enforce animal waste pick up, Bicycle riding on the walking path can be dangerous for both walkers and riders. A fishing dock would be nice and stocking of the lake.	45
I like the recent addition of the covered picnic table area and grill. I'm glad to see the efforts at stopping the erosion of the shore--I hope there are plans to finish the lake.	33
Bring the doggy waste bags back! A restroom would be great!!! Could stay longer. It would also be nice to set when fish are stocked and what is. Not as good of fishing as it was several years ago.	22
I walk through it.	6
Need a restroom in the area.	6
Am aware of this park but never found it.	1
Basketball court.	1
Drinking fountain would be nice.	1
Grandson fished there nearly every day when he was 10 and 11-ten years old with his friend the same age, We walked there sometime.	1
Have not done any fishing.	1
Have only been there on Arbor Day celebration. This park seems more like a private park for the homeowners in the area.	1
Hope to bring grandchildren to park this summer. The dock that was there originally was cool. I miss it, but I'm sure it was difficult to maintain.	1
I ride my bicycle around the lake and might stop by a bench. Have also taken grandchildren to playground area.	1
I would fish here but I do not have a city permit.	1
I would love to see more trees planted! Maybe even some flowers/bushes. Benches around the lake need to be repaired! It is a hot park in the evenings-def, more trees, a water fountain!	1
Is this open to Bel Aire residents? I thought you needed to know someone in the Eagle Lane to fish there.	1
It has been a couple of years since we have been to this park	1
It would be good to add a tennis court at this location. The VB court is nice with sand but is not used much except when we have youth parties.	1
It's been too long since we were there....sorry.	1
Keep people from throwing rocks in the lake!	1
Make sure people know they can fish without a permit.	1
Maybe this is it Eagle Lake Park. I may take my grandchildren here when/if they come. I've seen lots of people fish and walk and kids playing and people throwing rocks in the water.	1

## Appendix 8 (cont.): Comments on Eagle Lake Park

Comments on Eagle Lake Park	Frequency
More walking paths in all of Bel Aire	1
Mow the grass more often, ability to feed the ducks, widen the walking paths.	1
My son was reprimanded by 4 police officers for skipping rocks into the lake. Where can a kid go to be a kid? Must have been a very slow crime day!	1
need new net on volleyball court	1
Needs a disc golf course	1
Never did use these parks.	1
nice grass areas (better quality grass) would be a plus	1
Nice to have more rocks on the banks of the lake. There is a need to decrease the number of willow trees that are lake side.	1
Park needs to be patrolled by BPD. Loose dogs, teen age drug use, teen age sex and curfew violations occur too often. T rash and booze bottle left by non-resident fisherman.	1
Paved access from parkwood In.	1
Plant a big tree near the play equipment.	1
Same answer - neighborhood park.	1
Same thing. No sidewalks to walk to the park.	1
Sand volleyball court is rarely used. I wish they had put in a tennis Court like was shown to us back in 1993 when we bought our house. We knew a park would be there with playground equipment and was excited to have a tennis court so close.	1
Should be several formed concrete tables for family use. This type table will survive high water.	1
The drainage stream that feeds Eagle Lake needs to be better managed. It needs to be dredged and deepened and the mowers need to stop mowing clear to the edge of the stream. Only mow one width either side of the sidewalk on the west side of the stream.	1
The lake is polluted, and the park needs more trees. Needs policing at south end down in the trees.	1
The little bridge at the north end of Eagle Lake needs to be leveled for easier walking or using a wheelchair. A better job needs to be done to control the overfishing at Eagle Lake.	1
We have seen "suspicious characters" loitering when we walk. The "Bel Aire Breeze" police report almost always includes "report of suspicious characters".	1
We haven't visited the park in at least 5 years possibly as many as 8.	1
We took our dogs for a walk and \$250 later a fish hook was stuck in our lab's tongue. Keep it clean and make/encourage fishman to pick up.	1
We've seen broken bottles in the sand and haven't played volleyball yet. But the volleyball court looks nice other than that.	1
Went to the park all the time until the road on the east side got shut off	1
Wished they had not taken away the fishing dock.	1
Youngest son used Eagle Lake weekly, fishing. Felt he was safe enough to go with a friend. Both boys are out of the home, our park usage is almost zero. Grandkids will give the parks much more use. My job takes me past it several times & notice they're used & well kept.	1

## Appendix 9: Comments on the Recreation Center

Comments on the Recreation Center	Frequency
Recreation programs are very good. Fields are excellent. Building is poor-build new facility on existing site.	37
Did not realize all that was there. Will check it out.	18
Fitness center needs longer hours or allow members access after hours.The central park pool needs longer hours or allow members access afterhours.	15
Have two girls, currently using the YMCA. Just haven't checked into it.	9
Rec Center gym floor should be replaced with traditional gym floor, I love that the rec center is located within the community, close to our house, so we can walk/ride bikes over there, The rec programs(sports) have the right attitude (participation, not winning), which we can't find somewhere else.	7
A radio or TV in the fitness center would be nice.	3
Although I haven't used this facility, I think it is great for the community. If I didn't already belong to another gym I would use it daily.	3
I used to walk there and go to Jazzercise. My current schedule doesn't permit these activities.	2
(Debbie) I used Jazzercise 4x a week until it left B.A. I haven't been to the rec center since then.	1
A lawn recreation for things like horseshoes and croquet with BBQ areas would be nice.	1
All games & practices were scheduled for us by coach.	1
Appreciate taking older citizens.	1
Ball fields need to have more dirt and drug better.	1
Children's park at the Rec Center is covered in too many rocks. Hard to walk around. Rubber surface instead? A rubber running/jogging path would be great addition around rec center.	1
Communication about the offerings at the Rec Center should be distributed more frequently.	1
Cost is an issue for us.	1
Enjoy the open gym during the weekday to get my homeschooled children some runtime	1
Enjoyed the programs we have participated in at the Rec Center-blastball. We're enrolled for more activities in the future. Also attended Bel Aire days events at the rec center and have left pleased.	1
Exercise station around walking paths	1
Feel very strongly that the city shouldn't subsidize the central park pool. That neighborhood isn't welcoming to general public and we shouldn't pay for them to have a pool. Please build a pool for the city near the recreation center or other owned land.	1

## Appendix 9 (cont.): Comments on the Recreation Center

Comments on the Recreation Center	Frequency
For gym and work out Day care should be available at an additional charge need bigger selection for book swap. Need bigger weight room good programs for children rec teams.	1
Gymnasium needs to be larger and seat more people.	1
Have kids participate in many rec leagues; great place for them to learn skills/basics. Would like to see teams divided by grade level, not age groups. Daughter may not be able to play with classmates because she is older/younger, depending on sport.	1
I am 83 but recently my granddaughter lives with me and her 2 sons. Important- There are homes in Old Bel Aire and New Bel Aire. I have little interest in the new area that is so distant. My senior Club is not a part of the City Hall Sr Club because it is too distant.	1
I am sure the youth of Bel Aire use the center.	1
I don't currently use the swimming pool because I am a member of the Cessna Activities Center.	1
I have been impressed with the number of children and youth that the Rec Center service. I hope it continues as the city grows.	1
I hope to go for yoga this summer.	1
I plan on taking part in more rec activities. My son is almost 2 When age appropriate activities are offered for him I will sign him up.	1
I think moving the Rec Center needs to be CAREFULLY evaluated. Sunrise Christian Academy would need to pay FMV (no special deals) for the building land, and all the improvements.	1
I think the facilities are more than sufficient for Bel Aire.	1
I think the sand in the playground area is very difficult to walk through especially after we have played at Bel Air park. It's not a play area that I would willingly take my granddaughters to again.	1
I use the Rec Center to walk at the basketball courts.	1
I will be retiring soon, and plan to start using the Rec Center facilities and programs more then.	1
I would join a Bel Aire swimming pool in a heartbeat! The YMCA is always so crowded and I haven't checked into Central Park's fees yet.	1
I would like to know more about the book swap.	1
I would like to see fishing at Central Park lake.	1
I would like to see the Bel Aire Rec. stay, just that. The Bel Aire Rec. not the Bel Aire Rec/259.	1
I would like to see the rule about children in the fitness center enforced.	1
I'd love to see an expanded rec center with more courses, a pod maybe, child care, etc. but I'm thrilled with the one we have & where it is and I'd hate to see it moved to another location-I like how centralized it is!	1
It is my impression young families are enthusiastic about the Rec center. However, we prefer walking as choice exercise in the fresh air and elements at this stage. Perhaps exercise in the rec center as we age will be or interest?	1

## Appendix 9 (cont.): Comments on the Recreation Center

Comments on the Recreation Center	Frequency
It would be nice to have a skate park as well as something for special needs children.	1
It would be nice to have boys soccer and flag football scheduled at different times. Many boys had to choose one but would like to play both sports. Also a baby swing should be added to the playground. There are a lot of little kids that visit this park.	1
Just started using the rec center January 2009.	1
Know about programs haven't taken the time to use them.	1
like use the baseball fields for our own practice. It would be nice to be able to rent the fields for non-Bel Aire teams.	1
More advertisement and incentive for Bel Aire residents to use the Rec Center in order to compete with the YMCA.	1
More info online-including price ect. about pool and lessons.	1
Need info about options.	1
Need more drop in activities for youth COPS. Basketball program had been great times to just come and do an activity. Neighbor Dances / Cad games, etc.	1
Need more lighting in the gymnasium and lighting. We love the youth programs. We especially enjoy the YMCA camp held here in the summer.	1
Need more walking paths	1
Needs a disc golf course	1
Never tried to use these facilities and fields other than when part of kids' sports teams travel through Rec Center	1
New to area, but looking forward to all the different parks.	1
No sidewalks to get there-need sidewalks.	1
Not enough programs for older adults. Everything geared to younger people.	1
Note: I used the exercise room (maybe 5 times) The place is too small. I found a different place in Wichita to exercise! I asked to walk in the gym (when it was raining outside) They told me to pay! My taxes are high here and I cannot walk inside when it is raining! Note: Sidewalks are limited in Bel Aire, KS! No bike trails! Note: I do not swim! What do you offer for an older person??	1
Our child is only 2 so when he is older we will be more involved with youth sports provided through the rec center. We have heard positive feedback about the youth programs from others.	1
Our kids used the Rec Center when they were younger. They participated in organized sports. The sports were not competitive enough so they moved on to bigger leagues.	1
Outdoor basketball, football	1
Persons who use the rec. center and playground around it should pay for all improvements and maintenance costs.	1
Programs seem very age specific- either targeted for young kids or seniors. For a household where occupant(s) is not married or has no children we seem to be left out of activities-yet we still pay taxes (which I'm happy to do). I would love to see a rec center with a pool, gym equip, etc. That is open hours I can enjoy and without children. I would even pay a gym fee to use without children around. Just a suggestion.	1

## Appendix 9 (cont.): Comments on the Recreation Center

Comments on the Recreation Center	Frequency
Provide more exercise equipment like weight lifting type pieces rather than sort tread mills.	1
Rec. center & Bel Aire parks have very little to offer. Published activities of rec. center seem to offer activities for kids in summer. Have heard others question the safety of parks & surroundings. We go to a SG Co. park for family reunion or picnic.	1
Sand at park is too dense, needs to be sand box land. Wish more people would use the program; they are great-awesome staff.	1
Seniors have a reserved time between 8 & 9 AM, 5 days a week - fee \$20 a year - for walking - level surface & comfortable - I appreciate this service	1
Should be able to walk without having to pay a membership fee.	1
Should be kept as an area park. See it used often. Should not be sold to the school-would be bad for noise, lights, and traffic problems. Park was a farm field when we moved here 47yrs. ago. Saw park and rec center develop as it's in back of my property.	1
Since the rec center and apparently those in power don't feel the need to have swimming except for the more prosperous Bulliner's these is no point in asking - I tried for years to get a pool for this part of the city but... The only reason I stay here is I like my home	1
The amenities of the Rec Center should be publicized more!	1
The building always sticks like sweat and body odor the restroom doors do not close properly, but are always clean.	1
The closing of the streets by Sunrise has made access more difficult.	1
The cost of the pool is too high.	1
The long list of rules and regulations makes using the Rec Center seem like a less than friendly experience.	1
The playset for the playground is focused on children old enough to wing and climb by themselves only. It would be nice if it was able to include infants and toddlers.	1
The Rec Center is dated and lacks room to have adequate number of programs needed to satisfy the number of people who would use it if it were more accommodating space-wise.	1
The Recreation Center adds value to the community and property value. It is poorly advertised as to what is available and when so most people don't know rather than don't use. Moving the center would be a huge problem for our neighborhood. Partnership with the school is a scam. Moving the rec center will cost money when we should be saving. It sounds like the city council wants to steal a good rec center from our neighborhood to give it to a different neighborhood.	1
The room used for taekwondo smells & needs a more forgiving surface for jumping, turning, etc Would love to see a better surface in the gym. Outdoor fields are very well-kept It would be nice if the fitness center were expanded	1
They need new equipment in the gym like basketballs.	1
Thought that the Rec Center was for senior citizens since most of the activities we are aware of are for senior citizens. Didn't realize facility was open for public use. Rec Center is referred to as "Senior Rec Center" which implies it's for seniors use.	1

## Appendix 9 (cont.): Comments on the Recreation Center

Comments on the Recreation Center	Frequency
Unsupervised children often play in the hallway water fountains-creates a hazard. Install Paper towels near water fountain.	1
Used programs like T-ball and baseball, soccer when kids were younger. Always had a great experience. Now they do dance and cheer at private gyms.	1
Used the Rec Center a number of years ago, but don't now.	1
We are still getting to know our way around so have not explored the Rec Center ourselves only been invited to join a friend or two.	1
We have found much kind help when visiting the rec center with our grandsons and hope to use it more in the future.	1
We have watched various sports inside the gym and outside, including basketball, soccer, softball, baseball. The youth programs are good. At one time i walked the indoor track.	1
We just moved to Bel Aire and would like to have a Rec Center.	1
We just recently moved to Bel Aire and have not used any of the parks or rec centers but look forward to the future.	1
We need a way to know about what is offered.	1
We need concession stands, sinks with soap and bathrooms near the parks.	1
We need to build a bigger Rec Center with more amenities, such as an indoor/outdoor walking path and more machines.	1
We use the fields to take walks on off times.	1
We use the parks for walking and enjoy that much. Thanks for having the parks and swimming pool for the young children.	1
We very much enjoy the park on Woodlawn by the fire station. We also enjoy the pool in Central Park. My children love the lifeguards and they do a fine job at swim lessons.	1
We weren't ware tht Bel Aire Rec Center had so much to offer. We have Y membership and like it a lot because child care facilities.	1
We will use parks for walking and family gatherings and the central park pool- just haven't had time to use yet. We would also use the exercise/yoga classes at the rec center.	1
We would like to see our city function debt free budget within its means.	1
We're fairly new to Bel Aire-only here for 16 months. Haven't learned much about the recreation center.	1
When our kids were younger, the moms group I belonged to met in the gym once a month in the winter. It was great for the kids & fun for the kids.	1
While our family does not use the Rec Center we firmly believe that it is a very strong asset for the community.	1
Wish the rec center was more centrally located with more than one way in and out. currently it does not have activities that interest me	1
Would like gymnastics/cheerleading for kids & coed adult soccer league. Maybe offer childcare. Would love to join pool, but membership fee is too high. Maybe lower price or include lessons with it.	1
Would like more daytime activities.	1
Would like to see Bel Aire offer basketball for middle school students. Not all students who would like to play will make the team at school.	1
Would like to see exercise stations along walking path, around soccer fields and ball diamonds.	1
Would like to see things for people other than kids and seniors. I never participated because their nothing in the evenings for 20-40 yr olds, often tennis, fitness workout group classes, bridge, painting for the rest of us.	1
Youth programs should be split by grade not age.	1



## Appendix 10: Additional Comments

Additional Comments	Frequency
Quality cities have decent roads and sidewalks everywhere. Would really like to see sidewalks or bike paths so children could ride bikes and take safe walks.	48
I think our taxes are too high and until you can find a way to lower the sewer charge (that went way too high last year-more than doubled) we are not in favor of any improvements to parks and rec facilities. No one wants to buy here because of the expense to live in Bel Aire, and it is not family friendly being located in the Wichita School District! All the fancy recreation options won't make the school district problem and high taxes and water bills go away.	30
Open green space is the most important legacy that Bel Aire can give its future citizens. It must be planned for, or else it will be lost forever. Parkland and green space will help define quality of life. Don't let financial problems now let us lose it.	9
Pay dues to YMCA, don't use Central park pool. Prefer Bel Aire rec youth sports programs over YMCA.	8
I'm glad we have these parks for our citizens to enjoy.	7
It's good this survey is being done.	7
We would be interested in the results of this survey and the response percentage. Also, what is going to be done with this information?	6
Recreation facilities are needed on both the west side and east side of Bel Aire. Not just on one side.	3
Why did I receive two of these survey booklets? Seems like a waste of money as I threw one away.	3
Do not use the parks any more as my children are grown. I like close to Bel Aire park and my children used. It quite often to play tennis and basketball.	2
Good luck thanks and have fun.	2
How about a library?	2
I only support a football field if either there are no light or there is a questionnaire and votes passed for the field to be lighted by the home owners in the surrounding area.	2
I wish I would have known and used more of two parks. Only knew about 2 parks.	2
Need Disc Golf courses.	2
Tennis courts are the most limited facility we have experienced.	2
The water/interactive park would be the best thing ever! Things like that bring people to a community, especially families with younger children.	2
Too busy to waste time in parks.	2
A large park with large trees is what is needed; picnic benches, etc.	1

## Appendix 10 (cont.): Additional Comments

Additional Comments	Frequency
Bel Aire citizens appear to be highly divided. You have the group that has lived there a long time who dislike anyone who has not been there as long. You have the middle group that has put up with the long time residents attitude because it is a good place to live. Finally you have the short time residents that are there to raise their families. Until all of these groups find common ground the fragmentation in this community will continue.	1
Bel Aire has not post office, no school district, no public library. Most families participate in activities (sport) at their school. Sedgewick county parks are fine.	1
BelAire seems to only care about families with 2 parents, more than 75k income, right wing, conservative, numbing mind control - Being a person who believes in treating others the way I want to be treated; freedom of thought, choices I can make for myself and entertainment of my selecting I am the round peg for your square hole pun intended.	1
Families have different needs as they move through different age groups. How we need an off leash dog park with benches and shade trees. Maybe a shelter till the trees grows.	1
For Q41, I feel several of the activities can use the same facility, Just work out scheduling. That would save both resources and money, as well as avoiding several facilities sitting unused during certain times of the year; such as when school is in.	1
Get rid of swimming pool - gut back police force don't give them Tahoe to drive	1
One of the best things about Bel Aire is that it is smoke free. Too dark along 45th at night. I moved to BelAire because of Sunrise and still support their struggle. They're great. I hope we can help our open spaces, parks, wild areas- I don't ever want Bel Aire to feel Urban. Small town (rural) is so much better. Our neighborhood is so Dark, but the central Park area is too bright with street lights. Now cenral park has new fences, sprinkle systems and trees. The rest of the city needs improvement too. But all seems to go to Central Park. I like more frequent airing of city council meeting on channel 1, that's good.	1
How about a city pool with boards, slide, etc.	1
How much did the city of Bel Aire allocate for this study?	1
I am 86 years old, and have no family to take advantage of the parks and facilities. I think it is great that Bel Aire has these programs available to the younger age people. I would think that user fees would be the best way to keep the park up, and running efficiently.	1
I am a 64 year old widow. I work full-time during the week and go to my farm on the weekends. I will be selling my house soon and moving to my farm. i don't use the parks or rec center.	1
I come home from work. I eat, sleep-go back to work. If there are 'no' parks or 15 new parks-it changes my life none. I really don't care.	1
I do get the Rec Center mailing but am new to Bel Aire and don't know what else they offer.	1
I don't like parks that are in the middle of certain subdivisions. It's obvious they are used mostly by those residents but the city maintains them without tax money.	1

## Appendix 10 (cont.): Additional Comments

Additional Comments	Frequency
I love the park system but would also love to see improvements-more trees, equipment etc. But I strongly oppose selling the rec center & land to the private school. If anything-build more fields elsewhere but leave what we've got, we like the rec center too much!	1
I strongly oppose developing rec. facilities with Wichita Public Schools.	1
I strongly support a partnership between Bel Aire Rec and USD 259. It would be a win-win situation.	1
I support good schools and facilities for youth.	1
I wish this had a "publication "date and a "due back" date on it-the envelope did not have a postage date either. I have no idea this had been on my desk! What about public transportation in the future?(i.e. bus service)	1
Improvement needs to be made to the City of Bel Aire concerning trailers, personal business signs (home owners), and business equipment in front and in the yards of homes within the city. The look of Bel Aire has changed dramatically in recent years.	1
Interested in a park w/swings, etc. at central park.	1
Live near Eagle Lake Park and enjoy being able to walk for exercise and enjoyment and walk our dogs. I think the benches should be repaired. Otherwise seems to be well maintained.	1
Lots of parks and play areas, many people don't know about. Nice neighborhood parks. Park city has skate park. We have lots of walking paths. Would be nice to have walking around pond on wood lawn by railroad tracks. With the current economy was this survey the best use of our resources.	1
More ethnic activities at Bel Aire Days and other events. Don't have everything during Sunday morning worship.	1
More picnic/seating areas	1
More trees planted around ponds in Central Park. (May be more a homeowners issue) Lots of green spaces and less industrial dev.	1
My 13 year old completed the sections on the parks.	1
Please advertise the parks perhaps work with HOA's to use their parks for a usage fee.	1
Recommendation not mentioned above: A) have quarterly community activities to celebrate changes of seasons, summer picnic, winter skating, fall-fall festival. Spring visit flower garden. B) provide programs for Travelodge for senior citizens.	1
Since there are no neighborhood pools, it would be nice to have a reduced rate for Bel Aire residents to use the Central Park pool.	1

## Appendix 10 (cont.): Additional Comments

Additional Comments	Frequency
The shared swimming pool is a great community asset. Bel Aire should stay eligible to use/share it rather than build a new one.	1
There needs to be better signage for the public parks. Shooting sports are very loud and at night can be heard from miles away! Beech shooting range is close enough.	1
We are permanent legal residents but not citizens.	1
We don't use the parks much. When we drive by there we see dogs running loose. The owners have released them from their leashes. The city needs to establish a limit on how many dogs a household can own.	1
We love the play structure and the rubber surface at Bel Aire Park. It is nice to also have sand available for kids to dig in. The two surfaces make a nice combination.	1
We need to keep as many areas as possible as open/green spaces. Selling of land around Rec Center would be sad for the residents of that area. Rec Center should stay. Build another if necessary but keep existing area so kids have something w/in distance.	1
We who live in old Bel Aire are not pleased that so much land was purchased by former city officials and if some is not sold our homes will have to stand good for the interest payments.	1
Why in the world would we need a downtown in Bel Aire? There are already too many businesses going out of business and Wichita is so close to Bel Aire and offers everything we all need. Wichita is just down the street with a court house, shopping, and entertainment.	1

## **Appendix 11: Self-Administered Survey Instrument**

# Bel Aire City Parks Survey



**Conducted by  
Docking Institute of Public Affairs  
Fort Hays State University**

**Sponsored by  
The City of Bel Aire**

The Docking Institute of Public Affairs has been asked by the City of Bel Aire to gather city residents' opinions and attitudes about the use of city parks, satisfaction with existing facilities, the need for improvement of existing parks and facilities, and whether new parks and facilities are needed. This survey is part of a larger city-wide parks and recreation master plan conducted by Schwab-Eaton, P. A. Your assistance is greatly appreciated.

Most of the questions can be answered by circling a number in front of an answer. Some questions ask you to write in a numerical response. You are also given the opportunity to provide your own comments for researchers to analyze.

The first few pages ask your use of and satisfaction with existing parks in Bel Aire. You will then be asked about some improvements that the Parks Department of Bel Aire might consider. Please complete the entire survey. It is expected to take 6 to 10 minutes to complete.

If you have any questions about parks in Bel Aire, please go to the website of Bel Aire's Parks Department (<http://belaireks.besavvy.egovlink.com/parksdept.cfm>). If you have any questions about the survey, please contact Mike Walker at (785) 628-5563 or Dr. Jian Sun at (785) 628-4509. Thank you for your help.



Mike Walker  
Assistant Director  
Docking Institute of Public Affairs



Jian Sun, PhD  
Senior Research Scientist  
Docking Institute of Public Affairs

The first park we would like to ask about is Alley Park. This park is located just north of the Park Vista subdivision and can be seen from Oliver just north of 48<sup>th</sup> Street. The park encompasses about 7 acres.

Q1. Have you or a family member(s) ever visited Alley Park? (Select all that apply)

- 1 Yes – I/we have visited the park (please continue to **Q2**)
- 2 No – I/we have not visited the park \_\_\_\_\_
- 3 I am/we are unaware of that park \_\_\_\_\_ → (please go to **Q9**)
- 4 I am not certain/I do not recall \_\_\_\_\_

Q2. How many times did you or a family member visit Alley Park in the past year?

Number of times in past year:

Q3. Do you feel safe when you visit the park?

- 1 Yes
- 2 No

Q4. Have you or a family member(s) ever fished at Alley Park?

- 1 Yes – I/we have fished at the park (please continue to **Q5**)
- 2 No – I/we have not fished at the park \_\_\_\_\_
- 3 I/we did not know fishing was allowed \_\_\_\_\_ → (please go to **Q6**)
- 4 I am not certain/I do not recall \_\_\_\_\_

(Please continue to next page)



Q5. How satisfied are you with the fishing opportunities at the park?

	Very Satisfied	Mostly Satisfied	Somewhat Satisfied	Not Satisfied	Not Certain
Fishing Opportunities	1	2	3	4	5

Q6. Thinking of the grounds (grass, shrubbery, and trees) and street parking at the park – how satisfied are you with the conditions? How about the street parking?

	Very Satisfied	Mostly Satisfied	Somewhat Satisfied	Not Satisfied	Not Certain
Grounds Keeping	1	2	3	4	5
Street Parking	1	2	3	4	5

Q7. Alley Park does not have sidewalks, other paved areas, or off-street parking. Do you support or oppose the addition of these amenities to the park?

	I Strongly Support this	I Moderately Support this	It does Not Matter to me	I Moderately Oppose this	I Strongly Oppose this
Sidewalks	1	2	3	4	5
Paved Areas	1	2	3	4	5
Off-Street Parking	1	2	3	4	5

Q8. If you have any comments about Alley Park or about any improvements that you would like to suggest for the park, please use the space below (and the last page and inside back cover if needed).

---



---



---



---

(Please continue to next page)

Bel Aire Park is located south of the fire station on Woodlawn between 45<sup>th</sup> Street North and 37<sup>th</sup> Street North. It encompasses one and half acres.

Q9. Have you or a family member(s) ever visited Bel Aire Park? (Select all that apply)

- 1 Yes – I/we have visited the park (please continue to **Q10**)
  - 2 No – I/we have not visited the park
  - 3 I am/we are unaware of that park
  - 4 I am not certain/I do not recall
- (please go to **Q16**)

Q10. How many times did you or a family member visit the park in the past year?

Number of times in past year:

Q11. Do you feel safe when you visit the park?

- 1 Yes
- 2 No

Q12. Thinking of the grounds (grass, shrubbery, and trees) at the park – how satisfied are you with the conditions?

	Very Satisfied	Mostly Satisfied	Somewhat Satisfied	Not Satisfied	Not Certain
Grounds Keeping	1	2	3	4	5

(Please continue to next page)

Q13. When you or household members visit the park, what amenities (swings, playground, courts, etc...) do you/they generally use? If Yes, how satisfied are you/they with the amenities?

	Do you or household members use the amenities?		If you or household members have used the amenities, how satisfied are you/they with the amenities?				
			Very Satisfied	Mostly Satisfied	Somewhat Satisfied	Not Satisfied	Not Certain
a. Benches	Yes	No	1	2	3	4	5
b. Sand playground area	Yes	No	1	2	3	4	5
c. Spring rider toys	Yes	No	1	2	3	4	5
d. Swings	Yes	No	1	2	3	4	5
e. Tennis court	Yes	No	1	2	3	4	5
f. Basketball court	Yes	No	1	2	3	4	5
g. Picnic shelter	Yes	No	1	2	3	4	5
h. Grass covered areas	Yes	No	1	2	3	4	5
i. Play area with rubber surface	Yes	No	1	2	3	4	5

Q14. If you use (or have used) the tennis court, basketball court, or the picnic shelter, how many people are typically using the court/shelter when you arrive? How long do (or did) you usually wait to be able to use the court/shelter?

	How many people are typically using the court/shelter when you (and your party) arrive there?	Usually how long do you wait to be able to use the court/shelter?
a. Tennis court		
b. Basketball court		
c. Picnic shelter		

Q15. If you have any comments about Bel Aire Park or improvements that you would like, please use the space below (and the last page and inside back cover if needed).

---



---



---



---

(Please continue to next page)

Brookhouser Park is a neighborhood park located in the Willow Creek subdivision. This ¾ acre park is located on the corner of North Rushwood Street and East 44<sup>th</sup> Street North.

Q16. Have you or a family member(s) ever visited Brookhouser Park? (Select all that apply)

- 1 Yes – I/we have visited the park (please continue to **Q17**)
- 2 No – I/we have not visited the park \_\_\_\_\_
- 3 I am/we are unaware of that park \_\_\_\_\_ → (please go to **Q22**)
- 4 I am not certain/I do not recall \_\_\_\_\_

Q17. How many times did you or a family member visit the park in the past year?

Number of times in past year:

Q18. Do you feel safe when you visit the park?

- 1 Yes
- 2 No

Q19. Thinking of the grounds (grass, shrubbery, and trees) at the park – how satisfied are you with the conditions?

	Very Satisfied	Mostly Satisfied	Somewhat Satisfied	Not Satisfied	Not Certain
Grounds Keeping	1	2	3	4	5

(Please continue to next page)

Q20. When you or household members visit the park, what amenities (swings, playground, shelter, etc...) do you/they generally use? If Yes, how satisfied are you/they with the amenities?

	Do you or household members use the amenities?		If you or household members have used the amenities, how satisfied are you/they with the amenities?				
			Very Satisfied	Mostly Satisfied	Somewhat Satisfied	Not Satisfied	Not Certain
a. Benches	Yes	No	1	2	3	4	5
b. Swing set	Yes	No	1	2	3	4	5
c. Composite play structures	Yes	No	1	2	3	4	5
d. Merry go-round	Yes	No	1	2	3	4	5
e. Shelter	Yes	No	1	2	3	4	5

Q21. If you have any comments about Brookhouser Park or about any improvements that you would like to suggest for the park, please use the space below (and the last page and inside back cover if needed).

---



---



---



---

(Please continue to next page)

Denise Park is a neighborhood park that sits on  $\frac{3}{4}$  of an acre. This park is located in the Bel Aire Village subdivision, just east of the intersection of Edgemoor Street and E. 38<sup>th</sup> Street.

Q22. Have you or a family member(s) ever visited Denise Park? (Select all that apply)

- 1 Yes – I/we have visited the park (please continue to **Q23**)
  - 2 No – I/we have not visited the park
  - 3 I am/we are unaware of that park
  - 4 I am not certain/I do not recall
- (please go to **Q28**)

Q23. How many times did you or a family member visit the park in the past year?

Number of times in past year:

Q24. Do you feel safe when you visit the park?

- 1 Yes
- 2 No

Q25. Thinking of the grounds (grass, shrubbery, and trees) at the park – how satisfied are you with the conditions?

	Very Satisfied	Mostly Satisfied	Somewhat Satisfied	Not Satisfied	Not Certain
Grounds Keeping	1	2	3	4	5

(Please continue to next page)

Q26. When you or household members visit the park, what amenities (swings, gazebo, etc...) do you/they generally use? If Yes, how satisfied are you/they with the amenities?

	Do you or household members use the amenities?		If you or household members have used the amenities, how satisfied are you/they with the amenities?				
			Very Satisfied	Mostly Satisfied	Somewhat Satisfied	Not Satisfied	Not Certain
a. Benches	Yes	No	1	2	3	4	5
b. Swing set	Yes	No	1	2	3	4	5
c. Composite play structures	Yes	No	1	2	3	4	5
d. Gazebo	Yes	No	1	2	3	4	5

Q27. If you have any comments about Denise Park or about any improvements that you would like to suggest for the park, please use the space below (and the last page and inside back cover if needed).

---



---



---



---

(Please continue to next page)

Eagle Lake Park is located in the middle of the Eagle Lake subdivision, just south of the intersection of Willow Point Road and Westlake Drive. It is approximately 7 acres.

Q28. Have you or a family member(s) ever visited Eagle Lake Park? (Select all that apply)

- 1 Yes – I/we have visited the park (please continue to **Q29**)
- 2 No – I/we have not visited the park \_\_\_\_\_
- 3 I am/we are unaware of that park \_\_\_\_\_ → (please go to **Q35**)
- 4 I am not certain/I do not recall \_\_\_\_\_

Q29. How many times did you or a family member visit the park in the past year?

Number of times in past year:

Q30. Do you feel safe when you visit the park?

- 1 Yes
- 2 No

Q31. Thinking of the grounds (grass, shrubbery, and trees) at the park – how satisfied are you with the conditions?

	Very Satisfied	Mostly Satisfied	Somewhat Satisfied	Not Satisfied	Not Certain
Grounds Keeping	1	2	3	4	5

(Please continue to next page)



Q32. When you or household members visit the park, what amenities (swings, play structure, volleyball court, etc...) do you/they generally use? If Yes, how satisfied are you/they with the amenities?

	Do you or household members use the amenities?		If you or household members have used the amenities, how satisfied are you/they with the amenities?				
			Very Satisfied	Mostly Satisfied	Somewhat Satisfied	Not Satisfied	Not Certain
a. Benches	Yes	No	1	2	3	4	5
b. Swing set	Yes	No	1	2	3	4	5
c. Composite play structure	Yes	No	1	2	3	4	5
d. Sand volleyball court	Yes	No	1	2	3	4	5
e. Walking path	Yes	No	1	2	3	4	5
f. Fishing	Yes	No	1	2	3	4	5

Q33. If you use (or have used) the volleyball court in Eagle Lake Park, how many people are typically using the court when you (and your party) arrive?

Average number of people:  → Q33a. If not zero, usually how long do (or did) you wait to be able use the court? Average minutes:

Q34. If you have any comments about Eagle Lake Park or about any improvements that you would like to suggest for the park, please use the space below (and the last page and inside back cover if needed).

---



---



---





---

(Please continue to next page)

This concludes the section addressing individual parks. We now have some questions about swimming, the recreation center, and potential future facilities/programs.

Q35. Do you or house member(s) use a swimming pool?

- 1 Yes 
- 2 No (please go to **Q36**) 

If Yes to Q35 ,

Q35a . How many times did you and household member(s) use a pool in the past year?

Number of times in past year:

Q35b. Where do you and household member(s) typically swim? (Circle all that apply)

- 1 Home or local private residential pool
- 2 Central Park pool
- 3 Within 2 miles outside of Bel Aire
- 4 Within 3 – 5 miles outside of Bel Aire
- 5 Beyond 5 miles from Bel Aire

Q36. The Bel Aire Recreation Center offers activities like basketball, exercising programs, ping pong, and a book swap, etc... Have you or members of your household ever participated in activities like these at the Recreation Center?

- 1 Yes (please continue to **Q37**)
- 2 No (please go to **Q40**)

Q37. How often do you or members of your household use the Recreation Center?

- 1 At least once a week
- 2 A few times a month
- 3 At least once a month
- 4 A few times a year
- 5 Once a year or less often

(Please continue to next page)

Q38. When you or household members visit the Recreation Center, what amenities (gymnasium, fitness center, exercise rooms, meeting rooms, etc...) do you/they generally use? How about programs offered by the Center? When you use these amenities/programs how satisfied are you/they with the amenities/programs?

	Do you or household members use the amenities?		If you or household members have used the amenities, how satisfied are you with the condition of these amenities?				
			Very Satisfied	Mostly Satisfied	Somewhat Satisfied	Not Satisfied	Not Certain
a. Gymnasium	Yes	No	1	2	3	4	5
b. Fitness center	Yes	No	1	2	3	4	5
c. Activity rooms	Yes	No	1	2	3	4	5
d. Programs	Yes	No	1	2	3	4	5
e. Playground	Yes	No	1	2	3	4	5
f. Athletic fields	Yes	No	1	2	3	4	5
g. Overall Building Maintenance			1	2	3	4	5

Q39. In what capacity have you or a member of your household used or tried to use the following facilities in the past 12 months? If you or household member(s) have used or tried to use the following facilities, have you or household member(s) found it difficult to schedule events, games, and/or practices? (Please use X to check all that apply.) *Please go to the next question if you and members of your household have not used the following facilities.*

	Have you or a member of your household used or tried to use the following facilities? (Please use X to check all that apply.)				If you or household member(s) have used or tried to use the following facilities, have you (or household members) <b>found it difficult</b> to schedule events, games, and/or practices?		
	Bel Aire Rec Program	Ball clubs	Non-affiliated use (e.g. neighborhood group)	Other	Yes, scheduling is difficult all the time	Yes, scheduling is difficult occasionally	No, scheduling is not difficult at all
a. Baseball field							
b. Softball fields							
c. Youth/T-ball fields							
d. Soccer field							
e. Football field							
f. Gymnasium							

(Please continue to next page)

40. If you have any comments about the Recreation Center or about programs offered at the Center, please use the space below (and on the last page and inside of the cover if needed).

---



---



---



---

Q41. As the City of Bel Aire continues to grow, the following facilities may be needed in the future. Please indicate whether you support or oppose the construction of each facility.

	<b>I Strongly Support this idea</b>	<b>I Moderately Support this idea</b>	<b>Does Not Matter</b>	<b>I Moderately Oppose this idea</b>	<b>I Strongly Oppose this idea</b>
a. Skate park	1	2	3	4	5
b. BMX facility	1	2	3	4	5
c. More basketball courts	1	2	3	4	5
d. Disc golf course	1	2	3	4	5
e. More tennis courts	1	2	3	4	5
f. Lighted tennis courts	1	2	3	4	5
g. More sand volleyball courts	1	2	3	4	5
h. More baseball fields	1	2	3	4	5
i. More softball/youth fields	1	2	3	4	5
j. More soccer fields	1	2	3	4	5
k. Dedicated football field	1	2	3	4	5
l. Dog park	1	2	3	4	5
m. T-ball park	1	2	3	4	5
n. Spray park/interactive fountain	1	2	3	4	5
o. Bicycle and walking paths	1	2	3	4	5
p. Fishing dock	1	2	3	4	5
q. More picnic shelters	1	2	3	4	5
r. More picnic areas	1	2	3	4	5
s. Reservable picnic shelter	1	2	3	4	5
t. Nature study area	1	2	3	4	5
u. Open space preservation	1	2	3	4	5
v. Shooting sports (archery, trap, paintball, etc.)	1	2	3	4	5

(Please continue to next page)

Q42. Please indicate if you Strongly Support, Moderately Support, Moderately Oppose, or Strongly Oppose using the following tax or fee choices to make improvements to the parks and recreation system?

	Strongly Support	Mildly Support	Mildly Oppose	Strongly Oppose	Not Certain
a. Sales Tax	1	2	3	4	5
b. Property tax	1	2	3	4	5
c. User fees	1	2	3	4	5
d. Forming partnerships with the school district or other public and private entities	1	2	3	4	5
e. Impact fees (to new development)	1	2	3	4	5

Q43 . How much have the recent economic conditions (nationally and/or locally) influenced your response to Q42?

- 1 Recent economic conditions have **strongly** influenced my response
- 2 Recent economic conditions have **moderately** influenced my response
- 3 Recent economic conditions have **not at all** influenced my response

Now we have a few questions to help us analyze our findings. The first few are questions about your household. If you are the only person in your household, answer for yourself.

Q44. How many years has your household lived in Bel Aire?

(Please continue to next page)

Q45. Including you, how many people live in your household?

Q46. Please indicate how many (including you) are in each age category?

Age Category	Number of Household Member(s)
Under 6 years	
6 to 12 years	
13 to 17 years	
18 to 19 years	
20 to 24 years	
25 to 29 years	
30 to 39 years	
40 to 49 years	
50 to 59 years	
60 to 69 years	
70 to 79 years	
80 years and over	

Q47. What was your total household net income for the last year?

- 1 Less than \$10,000
- 2 Between \$10,000 and \$29,999
- 3 Between \$30,000 and \$49,999
- 4 Between \$50,000 and \$69,999
- 5 Between \$70,000 and \$89,999
- 6 Between \$90,000 and \$99,999
- 7 \$100,000 and over

(Please continue to next page)

Now we have some questions pertaining to individuals. If more than one person in your household helped complete the survey, please have the person that is at least 18 years old and that has had the most recent birthday complete these questions:

Q48. What is the highest level of education you completed?

- 1 Eighth grade or less
- 2 Some high school
- 3 High school graduate
- 4 Vocational school
- 5 Some college
- 6 College graduate (Bachelor's)
- 7 Graduate School graduate (Master's or beyond)

Q49. Are you female or male?

- 1 Female
- 2 Male

Q50. Are you registered to vote?

- 1 Yes
- 2 No

Q51. In what year were you born?

Please leave additional comments below and/or on the next page.

---

---

---

(Please continue to next page)

**Please use the space below for additional comments:**

**Thank you for completing this survey.**

**Please tape it shut and drop it in a mail box.**

**The postage has been paid.**