



FORT HAYS STATE UNIVERSITY

BEHAVIORAL INTERVENTION REPORT

2017



TABLE OF CONTENTS

Fort Hays State University
Annual Behavioral Intervention Report
Reporting Period: 2016 Calendar Year

I. Introduction to the Report	P. 2
II. Purpose of the Behavioral Intervention Team at Fort Hays State University	P. 2
III. Important Definitions	P. 2
IV. Reported Cases	P. 3
a. Type of Case	P. 3
b. Time of Year Report was Made	P. 4
c. Location of Incident	P. 5
d. Findings for Violations by Classification	P. 6
e. Findings for Violations by Ethnicity and Gender	P. 6–7
V. Training, Prevention, and Outreach Endeavours	P. 7
VI. Action Criteria	P. 7
VII. Evaluation and Recommendations	P. 7



I. Introduction to the Report

This report is prepared to share information on the current campus behavioral climate and actions of the Behavioral Intervention Team at Fort Hays State University using data from the 2016 calendar year. This information is consolidated from the Maxient database and does not contain personally identifiable information. Any questions about the information contained within this report should be directed to the chair of the Behavioral Intervention Team, Dr. Keegan Nichols, Associate Vice President for Student Affairs and Title IX Coordinator, who can be contacted by e-mail or by phone at knnichols@fhsu.edu or 785-628-5824.

II. Purpose of the Behavioral Intervention Team at Fort Hays State University

A Behavioral Intervention Team (BIT) is a multi-disciplinary group whose purpose is meeting regularly to support students, faculty, and staff via an established protocol. The team tracks “red flags” over time, detecting patterns, trends, and disturbances in individual or group behavior. The team receives reports of disruptive, problematic or concerning behavior or misconduct (from co-workers, community members, friends, colleagues, etc), conducts an investigation, performs a threat assessment, and determines the best mechanisms for support, intervention, warning/notification and response. The team then deploys its resources and resources of the community and coordinates follow-up. The members of the team include the: Associate Vice President for Student Affairs, Chief of University Police, Assistant Athletic Director, Associate Provost, Assistant Director of the Virtual College, Director of Residential Life, Director of the Kelly Center, Coordinator of Student Accessibility Services, and the University Compliance Officer.

III. Important Definitions

People and Departments

RA	Resident Assistant
HD	Hall Director
AVPSA	Associate Vice President for Student Affairs
VPSA	Vice President for Student Affairs

Residential Buildings

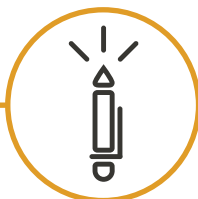
AG	Agnew Hall
CT	Custer Hall
DHH	Dane G. Hansen Scholarship Hall
HH	Heather Hall
MM	McMindes Hall
SP	Stadium Place
WT	Wiest Hall
WP	Wooster Place

Administrative and Auxiliary Buildings

MU	Memorial Union
SH	Sheridan Hall
PH	Picken Hall
UPD	University Police Department
RL	Residential Life
SA	Student Affairs

Academic Buildings

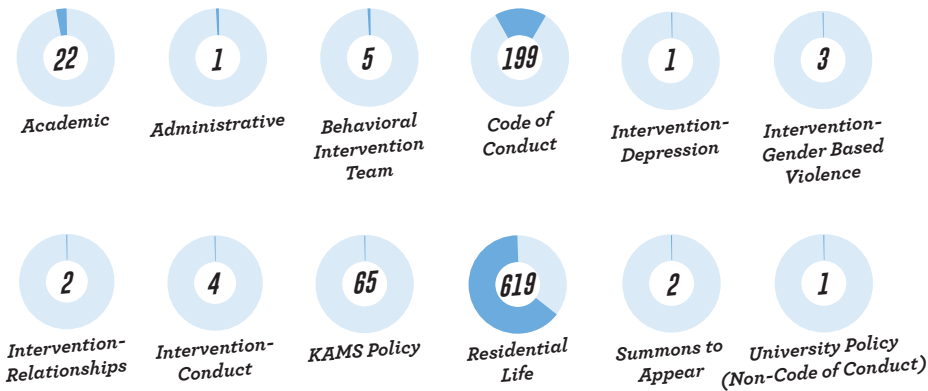
AH	Albertson Hall
BH	Beach Hall/Sternberg
CH	Cunningham Hall
DH	Davis Hall
FL	Forsyth Library
HAH	Hammond Hall
MH	Malloy Hall
MC	McCartney Hall
MAH	Martin Allen Hall
RH	Rarick Hall
STH	Stroup Hall
TH	Tomanek Hall



IV. Reported Cases


a. Type of Case

Number of Cases



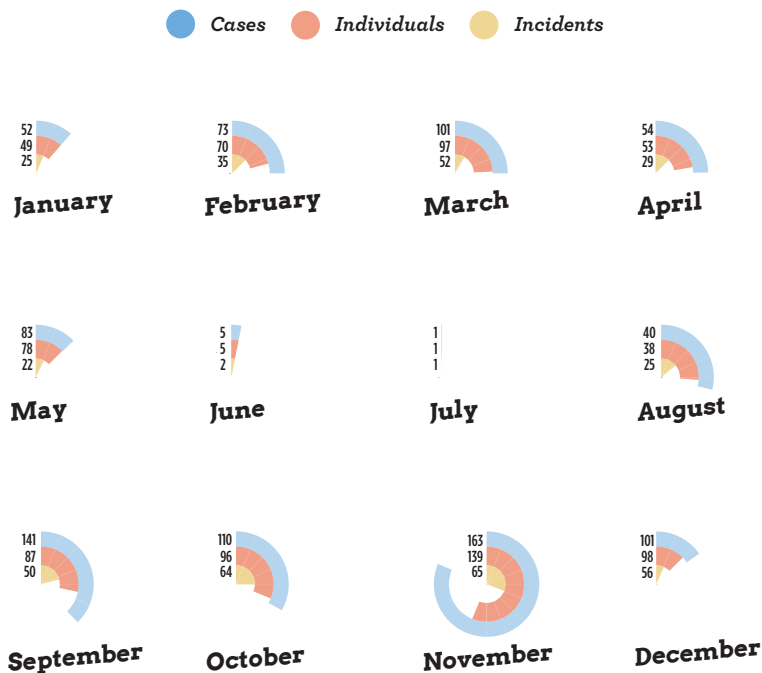
924 Total Cases

Percentage of Cases



b. Time of Year Report was Made

Cases/Unique Individuals/Incidents by Month



Incident Date of the case occurring from
January 1, 2016 through ***December 31, 2016***

Findings

The likely reason for the large increase in November is due to the university housing closing during Thanksgiving break. Students are required to leave the buildings unless they sign up to remain over break. Violations of the closing procedures are entered into the conduct database and will add to the number of individuals and cases. This does not repeat completely in December because more student are prepared to follow the closing procedures from Thanksgiving break.

Number of Incidents



629 Total Incidents

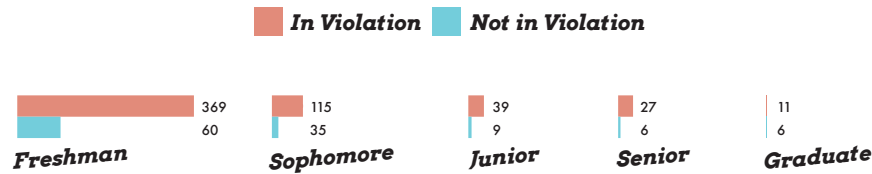
Findings

McMIndes Hall is the largest of the student residence halls. This can lead to a large number of incidents to be reported as occurring. Wiest Hall is the second largest student residence hall. A large number of reports are also made at this location.

Residential Life also uses the Maxient database to track lockouts, improper checkouts, and failure to appear at hall meetings. This tracking can skew the data to make the residence halls appear to have more incidents than are actually occurring.

d. Findings For Violations by Classification

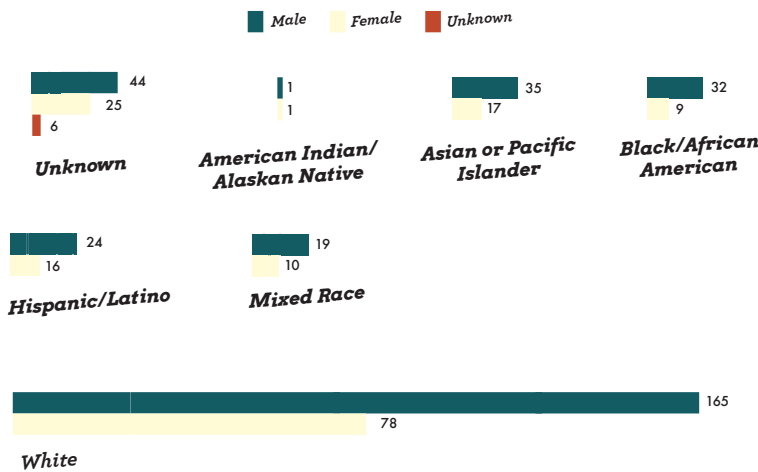
Violation Finding by Class Level



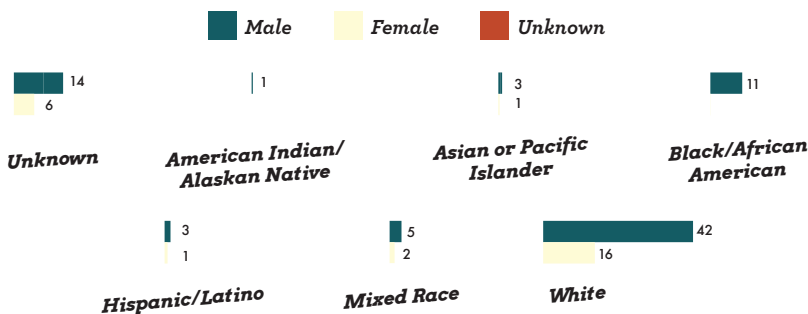
Findings by Class				
Classification	In Violation	Percentage- In Violation	Not in Violation	Percentage- Not in Violation
Freshman	369	65.78	60	51.72
Sophomore	115	20.50	35	30.17
Junior	39	6.95	9	7.76
Senior	27	4.81	6	5.17
Graduate	11	1.96	6	5.17
TOTALS	561	100	116	100

e. Findings for Violations by Ethnicity and Gender

Violation Finding by Ethnicity and Gender: In Violation



Violation Finding by Ethnicity and Gender: No Violation



V. Training, Prevention, and Outreach Endeavors

Every year the Behavioral Intervention Team plans and executes faculty and staff training on how to report a concern. This training also includes what happens when a report is made. This is an effort to remove the stigma of reporting concerns. Additional training is completed with resident assistants and hall directors to help them during incidents with residents.

VI. Action Criteria and Common Actions

Every BIT report made is reviewed by the team.

After assessing the threat level, the team determines the action recommended by taking into consideration the following:

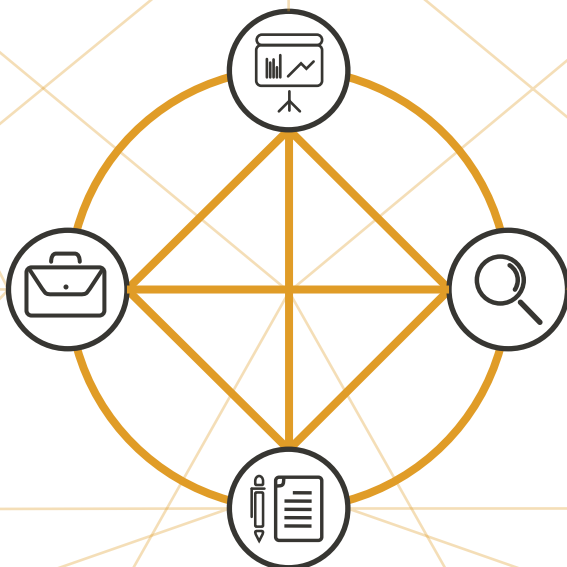
- Location of the incident*
- Seriousness of the incident*
- Previous incidents - if any*
- Safety of the victim*
- Potential for repeat offenses*
- Danger to others on campus*
- Danger to self*

Some common actions made by BIT include:

- Referral to the Kelly Center*
- Require meetings with the Associate Vice President for Student Affairs*
- Residential Life Hall ban*
- Campus ban*
- Continued monitoring of situation*

VI. Evaluation and Recommendations

From last year the number of incidents and cases has decreased. In 2015 the total number of cases was 1221, in 2016 the number of cases decreased to 924. This is a drop of 297 cases. The largest single area of decrease from last year was Residential Life and Student Conduct. The decrease could be due to a decrease in the number of residence hall violations that are recorded. Another factor could be increase in preventative efforts from both Residence Life and Student Conduct. There has also been a change in tobacco policy that went into effect in 2015. A new freshman class that has only known the tobacco free campus has likely caused the number of tobacco violations to decrease.



Keegan N. Nichols, Ed.D.

Associate Vice President for Student Affairs and Title IX Coordinator
Sheridan Hall, Room 208
Email: knichols@fhsu.edu
Phone: 785-628-5824



FORT HAYS STATE UNIVERSITY
OFFICE OF STUDENT AFFAIRS

Forward thinking. World ready.

☎ 785-628-4277

✉ StudentAffairsOffice@fhsu.edu

🐅 @FHSUImATiger

👉 www.fhsu.edu/studentaffairs