

H1N1 Survey - Fall 2009



Description: This survey is not in the Student Affairs department. It is actually being conducted through the Department of Management & Marketing located in the College of Business & Leadership. Please do not contact Student Affairs in regards to the survey.

Date Created: 9/28/2009 4:38:34 PM

Date Range: 9/30/2009 12:00:00 AM - 10/26/2009 3:59:00 PM

Total Respondents: 1212

Q1. You are being asked to take part in a voluntary research study. This survey is part of an effort to better serve the students, staff, faculty, and administration at Fort Hays State University regarding crisis preparation measures. You will be asked to answer a series of questions regarding your knowledge and preparation activities for a possible outbreak of influenza on the FHSU campus. We do not anticipate any risks or discomfort to you from participating in this study. No personally identifiable information will be collected with this survey, so the researchers will not know who completed individual surveys. Data from this survey will be reported in aggregate form; that is, your answers to the survey questions will not be individually identifiable. Every effort will be taken to protect your identity as a participant in this study. You will not be individually identified in any report of this study or of its results. You must be at least 18 years of age to complete this survey.

Count	Percent		
1199	98.93%		I am at least 18 years of age and I give my consent to participate in this survey. Start survey.
13	1.07%		I decline to participate in this survey or I am less than 18 years of age and cannot participate.
1212	Respondents		

Q2. Which best describes you?

Count	Percent		
886	74.14%		Student body
117	9.79%		Faculty/Instructor
153	12.80%		Staff
39	3.26%		Administration
1195	Respondents		

Q3. What type of student are you?

Count	Percent		
689	78.03%		Mostly on-campus student
47	5.32%		Mostly virtual student
137	15.52%		Strictly virtual student
10	1.13%		Student from Chinese Partnership taking classes in China
883	Respondents		

Q4. What type of faculty/instructor are you?			
Count	Percent		
95	81.20%	<div><div></div></div>	Full-time on-campus
7	5.98%	<div><div></div></div>	Part-time on-campus
7	5.98%	<div><div></div></div>	Adjunct on-campus
3	2.56%	<div><div></div></div>	Adjunct virtual
5	4.27%	<div><div></div></div>	Instructor/Coordinator in China
117	Respondents		





Q5. What category best describes you?			
Count	Percent		
134	88.74%	<div><div></div></div>	Full-time
17	11.26%	<div><div></div></div>	Part-time
151	Respondents		

Q6. How regularly do you receive the seasonal flu vaccine (i.e., the yearly "flu shot")?			
Count	Percent		
296	24.87%	<div><div></div></div>	Always
391	32.86%	<div><div></div></div>	Sometimes
499	41.93%	<div><div></div></div>	Never
4	0.34%	<div><div></div></div>	I did not know there was a vaccine.
1190	Respondents		

Q7. Have you been ill with flu-like symptoms (high fever, body aches, etc.) in the past thirty days?			
Count	Percent		
199	16.72%	<div><div></div></div>	Yes
991	83.28%	<div><div></div></div>	No
1190	Respondents		

Q8. Has anyone you live with been ill with flu-like symptoms (high fever, body aches, etc.) in the past thirty days?			
Count	Percent		
263	22.10%	<div><div></div></div>	Yes
858	72.10%	<div><div></div></div>	No
69	5.80%	<div><div></div></div>	I do not know.
1190	Respondents		






Q9. Have you heard of H1N1 influenza or the swine flu?

Count	Percent		
19	1.60%		Yes, I have heard of swine flu, but not H1N1.
4	0.34%		Yes, I have heard of H1N1, but not of swine flu.
1163	97.73%		Yes, I have heard of both H1N1 and swine flu.
4	0.34%		No, I have heard of neither.
1190	Respondents		

Q10. Does H1N1 influenza and swine flu refer to the same disease?

Count	Percent		
1002	84.56%		Yes
112	9.45%		No
71	5.99%		I do not know.
1185	Respondents		



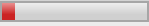
Q11. When did you first hear or read about H1N1 influenza?

Count	Percent		
8	0.69%		Within the last seven days
10	0.86%		Within the last two weeks
110	9.43%		Since the fall semester began (August 24, 2009 - present)
316	27.08%		During the summer before fall semester (June 1 – August 23, 2009)
723	61.95%		Before summer break (prior to June 1, 2009)
1167	Respondents		




Q12. How did you first learn about H1N1 influenza?				
Count	Percent			
176	15.08%	<div><div></div></div>	Internet news source	
1	0.09%	<div><div></div></div>	Internet blog/chat	
54	4.63%	<div><div></div></div>	Friend	
98	8.40%	<div><div></div></div>	Family	
43	3.68%	<div><div></div></div>	Newspaper	
49	4.20%	<div><div></div></div>	Radio	
646	55.36%	<div><div></div></div>	Television news	
11	0.94%	<div><div></div></div>	Campus news	
10	0.86%	<div><div></div></div>	FHSU e-mail/information	
79	6.77%	<div><div></div></div>	Other (please specify)	
1167	Respondents			

Q13. How are you currently learning news about H1N1 influenza? (Check all that apply)				
Count	Respondent %	Response %		
647	55.44%	16.01%	<div><div></div></div>	Internet news source
40	3.43%	0.99%	<div><div></div></div>	Internet blog/chat
333	28.53%	8.24%	<div><div></div></div>	Friend
398	34.10%	9.85%	<div><div></div></div>	Family
489	41.90%	12.10%	<div><div></div></div>	Newspaper
309	26.48%	7.64%	<div><div></div></div>	Radio
736	63.07%	18.21%	<div><div></div></div>	Television News
355	30.42%	8.78%	<div><div></div></div>	Campus news
586	50.21%	14.50%	<div><div></div></div>	FHSU e-mail/information
87	7.46%	2.15%	<div><div></div></div>	Other (please specify)
62	5.31%	1.53%	<div><div></div></div>	I am not following the news.
1167	Respondents			
4042	Responses			



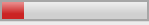
Q14. If you know about H1N1 influenza, how actively are you staying aware of the following? - H1N1 news in general

Count	Percent		
170	14.57%		I follow it with everyday updates.
893	76.52%		I am occasionally staying aware when I see news about it, when I search for other news, or when I am around other people.
104	8.91%		I am not following it at all.
1167	Respondents		

Q15. If you know about H1N1 influenza, how actively are you staying aware of the following? - H1N1 influenza preparations and responses in your community

Count	Percent		
164	14.05%		I follow it with everyday updates.
849	72.75%		I am occasionally staying aware when I see news about it, when I search for other news, or when I am around other people.
154	13.20%		I am not following it at all.
1167	Respondents		

Q16. If you know about H1N1 influenza, how actively are you staying aware of the following? - H1N1 influenza preparations and responses at FHSU

Count	Percent		
163	13.97%		I follow it with everyday updates.
825	70.69%		I am occasionally staying aware when I see news about it, when I search for other news, or when I am around other people.
179	15.34%		I am not following it at all.
1167	Respondents		

Q17. How concerned are you about H1N1 influenza infections during the upcoming flu season?

Count	Percent		
109	9.52%		Extremely concerned
199	17.38%		Very concerned
433	37.82%		Moderately concerned
273	23.84%		Slightly concerned
131	11.44%		Not at all concerned
1145	Respondents		

Q18. To what extent are you aware of the following: - H1N1 influenza preparations and proposed responses at FHSU

Count	Percent		
190	16.59%	<div><div></div></div>	Completely aware
354	30.92%	<div><div></div></div>	Considerably aware
337	29.43%	<div><div></div></div>	Moderately aware
159	13.89%	<div><div></div></div>	Slightly aware
105	9.17%	<div><div></div></div>	Not at all aware
1145	Respondents		

Q19. To what extent are you aware of the following: - H1N1 influenza preparations and proposed responses in your community

Count	Percent		
146	12.75%	<div><div></div></div>	Completely aware
315	27.51%	<div><div></div></div>	Considerably aware
360	31.44%	<div><div></div></div>	Moderately aware
185	16.16%	<div><div></div></div>	Slightly aware
139	12.14%	<div><div></div></div>	Not at all aware
1145	Respondents		

Q20. Will the seasonal flu vaccine protect you against the H1N1 influenza?

Count	Percent		
49	4.28%	<div><div></div></div>	Yes
901	78.69%	<div><div></div></div>	No
195	17.03%	<div><div></div></div>	I do not know.
1145	Respondents		

Q21. Is there an H1N1 influenza vaccine available for distribution?

Count	Percent		
775	67.69%	<div><div></div></div>	Yes
222	19.39%	<div><div></div></div>	No
148	12.93%	<div><div></div></div>	I do not know.
1145	Respondents		

Q22. Is there an effective medicine (not vaccine) available to treat people who have contracted the H1N1 flu?			
Count	Percent		
370	32.31%	<div><div></div></div>	Yes
405	35.37%	<div><div></div></div>	No
370	32.31%	<div><div></div></div>	I do not know.
1145	Respondents		

Q23. Which of the following H1N1 high risk categories describe members that currently reside in your household? (Check all that apply)				
Count	Respondent %	Response %		
144	12.80%	8.50%	<div><div></div></div>	Pregnant women
120	10.67%	7.08%	<div><div></div></div>	Household contacts or caregivers of infants younger than 6 months
534	47.47%	31.50%	<div><div></div></div>	Children/Young adults between the ages of 6 months and 24 years
242	21.51%	14.28%	<div><div></div></div>	Healthcare workers with direct patient contact
278	24.71%	16.40%	<div><div></div></div>	Person(s) ages 25-64 years with a high-risk medical condition (e.g., diabetes, asthma, other immune deficiency disorders)
377	33.51%	22.24%	<div><div></div></div>	None of the above
1125	Respondents			
1695	Responses			

Q24. To the best of your knowledge, can you get the H1N1 influenza in the following ways? - From being in close contact (within three feet) with someone who has H1N1			
Count	Percent		
975	86.67%	<div><div></div></div>	Yes
47	4.18%	<div><div></div></div>	No
103	9.16%	<div><div></div></div>	I do not know.
1125	Respondents		

Q25. To the best of your knowledge, can you get the H1N1 influenza in the following ways? - From being near (about 30 feet away) someone who has H1N1, but not in close contact			
Count	Percent		
244	21.69%	<div><div></div></div>	Yes
582	51.73%	<div><div></div></div>	No
299	26.58%	<div><div></div></div>	I do not know.
1125	Respondents		

Q26. To the best of your knowledge, can you get the H1N1 influenza in the following ways? - From eating pork

Count	Percent		
23	2.04%	<div><div></div></div>	Yes
1019	90.58%	<div><div></div></div>	No
83	7.38%	<div><div></div></div>	I do not know.
1125	Respondents		

Q27. To the best of your knowledge, can you get the H1N1 influenza in the following ways? - From coming in contact with pigs

Count	Percent		
104	9.24%	<div><div></div></div>	Yes
884	78.58%	<div><div></div></div>	No
137	12.18%	<div><div></div></div>	I do not know.
1125	Respondents		

Q28. To the best of your knowledge, can you get the H1N1 influenza in the following ways? - From other animals such as birds, rodents, etc.

Count	Percent		
63	5.60%	<div><div></div></div>	Yes
853	75.82%	<div><div></div></div>	No
209	18.58%	<div><div></div></div>	I do not know.
1125	Respondents		

Q29. Will wearing a face mask protect you from getting sick with H1N1?

Count	Percent		
388	34.49%	<div><div></div></div>	Yes
417	37.07%	<div><div></div></div>	No
320	28.44%	<div><div></div></div>	I do not know.
1125	Respondents		

Q30. If you were to get H1N1, would wearing a face mask help prevent you from spreading the illness to others?

Count	Percent		
695	61.78%	<div><div></div></div>	Yes
183	16.27%	<div><div></div></div>	No
247	21.96%	<div><div></div></div>	I do not know.
1125	Respondents		

Q31. Are you aware of any H1N1 influenza outbreaks on college campuses in the United States?			
Count	Percent		
938	83.38%	<div><div></div></div>	Yes
137	12.18%	<div><div></div></div>	No
50	4.44%	<div><div></div></div>	I do not know.
1125	Respondents		

Q32. Which of the following have you done in response to reports of H1N1? (Check all that apply)				
Count	Respondent %	Response %		
200	18.15%	11.48%	<div><div></div></div>	Avoided places where many people are gathered together (e.g., sporting events, malls, public transportation)
130	11.80%	7.46%	<div><div></div></div>	Talked with your doctor about health issues related to H1N1
43	3.90%	2.47%	<div><div></div></div>	Purchased a face mask
39	3.54%	2.24%	<div><div></div></div>	Worn a face mask
943	85.57%	54.13%	<div><div></div></div>	Washed your hands or used hand sanitizer more frequently
213	19.33%	12.23%	<div><div></div></div>	Avoided people you think may have recently traveled to an area that experienced an H1N1 outbreak
13	1.18%	0.75%	<div><div></div></div>	Avoided ethnic restaurants or grocery stores
25	2.27%	1.44%	<div><div></div></div>	Got a prescription for or purchased antivirals, such as Tamiflu or Relenza
136	12.34%	7.81%	<div><div></div></div>	None of the above
1102	Respondents			
1742	Responses			

Q33. When the H1N1 influenza pandemic vaccine is available, how likely are you to get yourself vaccinated?			
Count	Percent		
303	27.50%	<div><div></div></div>	Very likely
242	21.96%	<div><div></div></div>	Moderately likely
193	17.51%	<div><div></div></div>	Neither likely nor unlikely
118	10.71%	<div><div></div></div>	Moderately unlikely
246	22.32%	<div><div></div></div>	Very unlikely
1102	Respondents		

Q34. What are you likely to do in the event of the following? - There is an outbreak of H1N1 influenza on the FHSU campus			
Count	Percent		
606	54.99%	<div><div></div></div>	I will continue to come to campus for work or classes.
206	18.69%	<div><div></div></div>	I will stay away from campus.
158	14.34%	<div><div></div></div>	It won't affect me; I am not required to be on campus.
132	11.98%	<div><div></div></div>	I do not know.
1102	Respondents		

Q35. What are you likely to do in the event of the following? - You are infected with, or diagnosed with H1N1 influenza			
Count	Percent		
23	2.09%	<div><div></div></div>	I will continue to come to campus for work or classes.
884	80.22%	<div><div></div></div>	I will stay away from campus.
133	12.07%	<div><div></div></div>	It won't affect me; I am not required to be on campus.
62	5.63%	<div><div></div></div>	I do not know.
1102	Respondents		

Q36. What do you expect to be your family's likely response in the event of the following? - There is an outbreak of H1N1 influenza on the FHSU campus			
Count	Percent		
672	60.98%	<div><div></div></div>	They will encourage me to follow FHSU recommendations.
197	17.88%	<div><div></div></div>	Regardless of FHSU recommendations, they will request me to stay away from campus.
158	14.34%	<div><div></div></div>	It won't affect my family because I am not required to be on campus.
75	6.81%	<div><div></div></div>	I don't know.
1102	Respondents		

Q37. What do you expect to be your family's likely response in the event of the following? - You are infected with, or diagnosed with H1N1 influenza			
Count	Percent		
450	40.83%	<div><div></div></div>	They will encourage me to follow FHSU recommendations.
442	40.11%	<div><div></div></div>	Regardless of FHSU recommendations, they will request me to stay away from campus.
139	12.61%	<div><div></div></div>	It won't affect my family because I am not required to be on campus.
71	6.44%	<div><div></div></div>	I don't know.
1102	Respondents		

Q38. Suppose you had H1N1 and health officials recommended that you stay at home, away from other people for 5 - 7 days. Is this something you would strictly follow?

Count	Percent		
855	77.59%	<div><div></div></div>	Yes, I will strictly follow the health officials' recommendations.
127	11.52%	<div><div></div></div>	No, if I feel somewhat better I will be back to work/school before 5 - 7 days regardless of the health official recommendations.
120	10.89%	<div><div></div></div>	I do not know for sure.
1102	Respondents		

Q39. Have there been any confirmed cases of H1N1 influenza on the FHSU campus?

Count	Percent		
854	77.85%	<div><div></div></div>	Yes
50	4.56%	<div><div></div></div>	No
193	17.59%	<div><div></div></div>	I do not know.
1097	Respondents		

Q40. Has FHSU done enough to prepare you for a potential H1N1 influenza outbreak?

Count	Percent		
576	52.51%	<div><div></div></div>	Yes
179	16.32%	<div><div></div></div>	No
342	31.18%	<div><div></div></div>	I do not know.
1097	Respondents		

Q41. Has your department/unit done any type of cross-training to prepare for a H1N1 outbreak that could result in possible extended absenteeism or interruption of operations?

Count	Percent		
40	13.65%	<div><div></div></div>	Yes
220	75.09%	<div><div></div></div>	No
33	11.26%	<div><div></div></div>	I do not know.
293	Respondents		

Q42. What do you expect FHSU to do in the event of an outbreak of H1N1 influenza on its campus?

Count	Percent	
799	100.00%	<div><div></div></div>
799	Respondents	

Q43. Do you have any other additional comments regarding FHSU's preparations for an H1N1 influenza outbreak?

Count	Percent		
156	14.22%		Yes (please explain)
941	85.78%		No
1097	Respondents		

Q44. What is your current residential zip code (e.g., Hays is "67601")?

Count	Percent		
1085	100.00%		
1085	Respondents		

Q45. Do you have children under the age of 18 living with you?

Count	Percent		
267	24.25%		Yes
830	75.39%		No
4	0.36%		Decline to answer
1101	Respondents		

Q46. How many people are there in your household, residence hall room/suite, or apartment?

Count	Percent		
159	14.44%		1 person (just me)
438	39.78%		2 people
172	15.62%		3 people
188	17.08%		4 people
139	12.62%		5 or more people
5	0.45%		Decline to answer
1101	Respondents		

Q47. Do you have any children living with you who are enrolled in school or daycare?

Count	Percent		
259	23.52%		Yes
839	76.20%		No
3	0.27%		Decline to answer
1101	Respondents		

Q48. How old are you?			
Count	Percent		
1053	100.00%	<div><div></div></div>	
1053	Respondents		

Q49. What is your gender?			
Count	Percent		
332	30.21%	<div><div></div></div>	Male
746	67.88%	<div><div></div></div>	Female
21	1.91%	<div><div></div></div>	Decline to answer
1099	Respondents		

Q50. With which ethnicity do you best identify?			
Count	Percent		
946	86.08%	<div><div></div></div>	White/Caucasian
7	0.64%	<div><div></div></div>	Black/African American
8	0.73%	<div><div></div></div>	Native American
33	3.00%	<div><div></div></div>	Hispanic
53	4.82%	<div><div></div></div>	Asian/Middle Eastern/Pacific Islander
6	0.55%	<div><div></div></div>	Multiracial
5	0.45%	<div><div></div></div>	Other (please specify)
41	3.73%	<div><div></div></div>	Decline to answer
1099	Respondents		

Q51. What is your current marital status?			
Count	Percent		
363	33.03%	<div><div></div></div>	Married
55	5.00%	<div><div></div></div>	Divorced/separated
14	1.27%	<div><div></div></div>	Widowed
616	56.05%	<div><div></div></div>	Never married
51	4.64%	<div><div></div></div>	Decline to answer
1099	Respondents		

Q52. What is your salary range?

Count	Percent		
550	50.05%	<div><div></div></div>	Below \$20,000
143	13.01%	<div><div></div></div>	\$20,000 – \$39,999
106	9.65%	<div><div></div></div>	\$40,000 – \$59,999
58	5.28%	<div><div></div></div>	\$60,000 - \$79,999
24	2.18%	<div><div></div></div>	\$80,000 - \$99,999
11	1.00%	<div><div></div></div>	\$100,000 - \$119,999
6	0.55%	<div><div></div></div>	\$120,000 - \$139,999
7	0.64%	<div><div></div></div>	\$140,000 or more
194	17.65%	<div><div></div></div>	Decline to answer
1099	Respondents		