

## Tiger Tots Nurtury Center Survey

**Description:** Hello.... Because Finals week is May 10-15, we'd like to get this up NEXT week (May 3), if at all possible. I'd love it if you could review to see if there are any suggestions. We will be administering about 20 paper copies of this survey, exactly as worded. Let me know if you need more info! Shana Meyer, 785-628-5824, slmeyer@fhsu.edu

**Date Created:** 4/26/2010 6:20:25 PM

**Date Range:** 5/3/2010 12:00:00 AM - 5/9/2010 11:59:00 PM

**Total Respondents:** 196

### Q1. Has your child attended Tiger Tots?

Count	Percent		
43	21.94%	<div><div></div></div>	Yes
153	78.06%	<div><div></div></div>	No
196	Respondents		


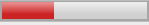



### Q2. When did your child attend Tiger Tots?

Count	Percent		
11	28.21%	<div><div></div></div>	Prior to 2000
10	25.64%	<div><div></div></div>	2000 - 2005
13	33.33%	<div><div></div></div>	2006 - 2010
5	12.82%	<div><div></div></div>	Currently attending
39	Respondents		






### Q3. What are your main reasons for selecting Tiger Tots? (Check all that apply)

Count	Respondent %	Response %	
24	61.54%	18.90%	<div><div></div></div> Qualified teachers
29	74.36%	22.83%	<div><div></div></div> Location
32	82.05%	25.20%	<div><div></div></div> Convenience
12	30.77%	9.45%	<div><div></div></div> Cost
11	28.21%	8.66%	<div><div></div></div> Time options (half days, MWF or TTh)
14	35.90%	11.02%	<div><div></div></div> Safe
5	12.82%	3.94%	<div><div></div></div> Other (please specify)
Count	Percent		
1	20.00%	<div><div></div></div>	Connections to campus
1	20.00%	<div><div></div></div>	Good preschool experience; good reputation
1	20.00%	<div><div></div></div>	I enjoyed having my children close by.
1	20.00%	<div><div></div></div>	referred by a friend
1	20.00%	<div><div></div></div>	We had sent all of our kids there and trusted the past teachers.
39	Respondents		






Q4. Please indicate your level of agreement with the following statements: - Tiger Tots provided a positive learning experience for my child.

Count	Percent		
25	64.10%		Strongly agree
14	35.90%		Agree
0	0.00%		Neither agree nor disagree
0	0.00%		Disagree
0	0.00%		Strongly disagree
39	Respondents		

Q5. Please indicate your level of agreement with the following statements: - Tiger Tots provided a positive and safe environment for my child.

Count	Percent		
29	74.36%		Strongly agree
8	20.51%		Agree
2	5.13%		Neither agree nor disagree
0	0.00%		Disagree
0	0.00%		Strongly disagree
39	Respondents		

Q6. Please indicate your level of agreement with the following statements: - The Tiger Tots curriculum prepared my child for success in kindergarten.

Count	Percent		
21	53.85%		Strongly agree
11	28.21%		Agree
4	10.26%		Neither agree nor disagree
3	7.69%		Disagree
0	0.00%		Strongly disagree
39	Respondents		

Q7. Please indicate your level of agreement with the following statements: - Tiger Tots created a nurturing environment for my child.

Count	Percent		
23	58.97%	<div><div></div></div>	Strongly agree
15	38.46%	<div><div></div></div>	Agree
1	2.56%	<div><div></div></div>	Neither agree nor disagree
0	0.00%	<div><div></div></div>	Disagree
0	0.00%	<div><div></div></div>	Strongly disagree
39	Respondents		

Q8. Why did you not use Tiger Tots for your childcare? (Check all that apply)

Count	Respondent %	Response %	
0	0.00%	0.00%	<div><div></div></div> Teachers/Staff
6	6.90%	5.41%	<div><div></div></div> Location
9	10.34%	8.11%	<div><div></div></div> Cost
9	10.34%	8.11%	<div><div></div></div> Unable to get in/full
6	6.90%	5.41%	<div><div></div></div> Hours of operation
13	14.94%	11.71%	<div><div></div></div> Closed when school is not in session
15	17.24%	13.51%	<div><div></div></div> Had other options/family care
53	60.92%	47.75%	<div><div></div></div> Other (please specify)

Count	Percent	
1	1.89%	<div><div></div></div> Age
1	1.89%	<div><div></div></div> age requirements
1	1.89%	<div><div></div></div> All children are in school
1	1.89%	<div><div></div></div> Applied, just never got a response.
1	1.89%	<div><div></div></div> child is 11 yrs old
1	1.89%	<div><div></div></div> Child not old enough
1	1.89%	<div><div></div></div> child too young
1	1.89%	<div><div></div></div> Child was too old to go there
1	1.89%	<div><div></div></div> children too old
1	1.89%	<div><div></div></div> Children too old for TigerTots
1	1.89%	<div><div></div></div> Children were beond tot age
1	1.89%	<div><div></div></div> did not know about it
1	1.89%	<div><div></div></div> Didn't need it
1	1.89%	<div><div></div></div> Do not live in Hays, KS

1	1.89%	<input type="text"/>	dont have children
1	1.89%	<input type="text"/>	Don't have children
1	1.89%	<input type="text"/>	don't need service
1	1.89%	<input type="text"/>	Family member takes care of our child, no cost
1	1.89%	<input type="text"/>	have no children
1	1.89%	<input type="text"/>	I am a virtual student.
1	1.89%	<input type="text"/>	i do not have children
1	1.89%	<input type="text"/>	I don't have a child
1	1.89%	<input type="text"/>	I don't have a child.
1	1.89%	<input type="text"/>	I don't have children.
1	1.89%	<input type="text"/>	I don't have kids
1	1.89%	<input type="text"/>	I have no children
1	1.89%	<input type="text"/>	I wanted all my children in day care together. Tiger Tots would not accept them if they were not potty trained.
1	1.89%	<input type="text"/>	Live outside of Hays
1	1.89%	<input type="text"/>	New to FHSU; child already in other daycare for 18 months. Child too young for Tiger Tots as well right now.
2	3.77%	<input type="text"/>	no child
1	1.89%	<input type="text"/>	no child of that age
4	7.55%	<input type="text"/>	no children
2	3.77%	<input type="text"/>	No Children
1	1.89%	<input type="text"/>	No children of that age
1	1.89%	<input type="text"/>	No need, my children are all raised!!!
1	1.89%	<input type="text"/>	no small children
1	1.89%	<input type="text"/>	No young children while employed here
1	1.89%	<input type="text"/>	Not Applicable Quest
1	1.89%	<input type="text"/>	Not in Hays children little
1	1.89%	<input type="text"/>	Stay at home mom family
1	1.89%	<input type="text"/>	Student with no children
1	1.89%	<input type="text"/>	virtual college
1	1.89%	<input type="text"/>	virtual student from surrounding area
1	1.89%	<input type="text"/>	Vitural Student in California
1	1.89%	<input type="text"/>	was told we'd start at a certain date & when I called to confirm, that was no longer the case

87 Respondents

111 Responses

Q9. Please indicate your level of agreement with the following statements: - The cost of Tiger Tots is appropriate and fair.

Count	Percent		
11	28.95%	<div><div></div></div>	Strongly agree
18	47.37%	<div><div></div></div>	Agree
6	15.79%	<div><div></div></div>	Neither agree nor disagree
3	7.89%	<div><div></div></div>	Disagree
0	0.00%	<div><div></div></div>	Strongly disagree
38	Respondents		

Q10. Please indicate your level of agreement with the following statements: - The cost of Tiger Tots is affordable for students.

Count	Percent		
8	21.05%	<div><div></div></div>	Strongly agree
11	28.95%	<div><div></div></div>	Agree
16	42.11%	<div><div></div></div>	Neither agree nor disagree
2	5.26%	<div><div></div></div>	Disagree
1	2.63%	<div><div></div></div>	Strongly disagree
38	Respondents		

Q11. Please indicate which of the following items you experienced as a result of childcare issues with Tiger Tots: (Check all that apply)

Count	Respondent %	Response %		
0	0.00%	0.00%	<div><div></div></div>	Limited study time
0	0.00%	0.00%	<div><div></div></div>	Failed to complete an assignment
1	2.63%	2.50%	<div><div></div></div>	Late to class
0	0.00%	0.00%	<div><div></div></div>	Missed classes due to lack of childcare
4	10.53%	10.00%	<div><div></div></div>	Left class early to meet childcare closing time
5	13.16%	12.50%	<div><div></div></div>	Brought my child to class/work with me
0	0.00%	0.00%	<div><div></div></div>	Took an incomplete in a class
0	0.00%	0.00%	<div><div></div></div>	Failed a class
30	78.95%	75.00%	<div><div></div></div>	None
38	Respondents			
40	Responses			

Q12. Which of the following types of day care do you believe are most needed? (Check all that apply)

Count	Respondent %	Response %		
66	52.80%	18.03%	<div><div></div></div>	Full-time care for newborns (0 - 2 years of age)

86	68.80%	23.50%	<div><div></div></div>	Full-time day care for toddlers/preschoolers (2 - 5 years of age)																																																												
34	27.20%	9.29%	<div><div></div></div>	Part-time day care for newborns (0 - 2 years of age)																																																												
43	34.40%	11.75%	<div><div></div></div>	Part-time day care for toddlers/preschoolers (2 - 5 years of age)																																																												
16	12.80%	4.37%	<div><div></div></div>	Before school day care																																																												
44	35.20%	12.02%	<div><div></div></div>	After school day care (ages 3 - 8)																																																												
50	40.00%	13.66%	<div><div></div></div>	Emergency/back-up day care																																																												
11	8.80%	3.01%	<div><div></div></div>	Evening day care for children																																																												
10	8.00%	2.73%	<div><div></div></div>	Other (please specify)																																																												
<table> <tr> <th>Count</th><th>Percent</th><th></th><th></th><th></th></tr> <tr> <td>1</td><td>10.00%</td><td><div><div></div></div></td><td></td><td>all of the above</td></tr> <tr> <td>1</td><td>10.00%</td><td><div><div></div></div></td><td></td><td>depends on the situation</td></tr> <tr> <td>1</td><td>10.00%</td><td><div><div></div></div></td><td></td><td>Depends on who your target clientele is--students or faculty/staff.</td></tr> <tr> <td>1</td><td>10.00%</td><td><div><div></div></div></td><td></td><td>I do not know</td></tr> <tr> <td>1</td><td>10.00%</td><td><div><div></div></div></td><td></td><td>I don't need a day care.</td></tr> <tr> <td>1</td><td>10.00%</td><td><div><div></div></div></td><td></td><td>I don't understand your question. My situation, I have both a newborn and preschooler, so I would need both, full-time, during hours that the University is open, year-round. I would want both kids or neither to attend.</td></tr> <tr> <td>1</td><td>10.00%</td><td><div><div></div></div></td><td></td><td>No idea</td></tr> <tr> <td>1</td><td>10.00%</td><td><div><div></div></div></td><td></td><td>Not Applicable Quest</td></tr> <tr> <td>1</td><td>10.00%</td><td><div><div></div></div></td><td></td><td>Summer day care - all ages</td></tr> <tr> <td>1</td><td>10.00%</td><td><div><div></div></div></td><td></td><td>Summer program for K-5</td></tr> <tr> <td>6</td><td>4.80%</td><td>1.64%</td><td><div><div></div></div></td><td>None</td></tr> </table>					Count	Percent				1	10.00%	<div><div></div></div>		all of the above	1	10.00%	<div><div></div></div>		depends on the situation	1	10.00%	<div><div></div></div>		Depends on who your target clientele is--students or faculty/staff.	1	10.00%	<div><div></div></div>		I do not know	1	10.00%	<div><div></div></div>		I don't need a day care.	1	10.00%	<div><div></div></div>		I don't understand your question. My situation, I have both a newborn and preschooler, so I would need both, full-time, during hours that the University is open, year-round. I would want both kids or neither to attend.	1	10.00%	<div><div></div></div>		No idea	1	10.00%	<div><div></div></div>		Not Applicable Quest	1	10.00%	<div><div></div></div>		Summer day care - all ages	1	10.00%	<div><div></div></div>		Summer program for K-5	6	4.80%	1.64%	<div><div></div></div>	None
Count	Percent																																																															
1	10.00%	<div><div></div></div>		all of the above																																																												
1	10.00%	<div><div></div></div>		depends on the situation																																																												
1	10.00%	<div><div></div></div>		Depends on who your target clientele is--students or faculty/staff.																																																												
1	10.00%	<div><div></div></div>		I do not know																																																												
1	10.00%	<div><div></div></div>		I don't need a day care.																																																												
1	10.00%	<div><div></div></div>		I don't understand your question. My situation, I have both a newborn and preschooler, so I would need both, full-time, during hours that the University is open, year-round. I would want both kids or neither to attend.																																																												
1	10.00%	<div><div></div></div>		No idea																																																												
1	10.00%	<div><div></div></div>		Not Applicable Quest																																																												
1	10.00%	<div><div></div></div>		Summer day care - all ages																																																												
1	10.00%	<div><div></div></div>		Summer program for K-5																																																												
6	4.80%	1.64%	<div><div></div></div>	None																																																												
125	Respondents																																																															
366	Responses																																																															

Q13. Please rank the importance of the following qualities when selecting a child care provider. (1 = most important; you cannot give the same value to more than one option) - Staff quality

Count	Percent		
69	57.02%	<div><div></div></div>	1
34	28.10%	<div><div></div></div>	2
9	7.44%	<div><div></div></div>	3
5	4.13%	<div><div></div></div>	4
2	1.65%	<div><div></div></div>	5
2	1.65%	<div><div></div></div>	6
0	0.00%	<div><div></div></div>	7
0	0.00%	<div><div></div></div>	8
121	Respondents		

Q14. Please rank the importance of the following qualities when selecting a child care provider. (1 = most important; you cannot give the same value to more than one option) - Cost

Count	Percent		
4	3.36%	<div><div></div></div>	1
17	14.29%	<div><div></div></div>	2
20	16.81%	<div><div></div></div>	3
32	26.89%	<div><div></div></div>	4
26	21.85%	<div><div></div></div>	5
15	12.61%	<div><div></div></div>	6
1	0.84%	<div><div></div></div>	7
4	3.36%	<div><div></div></div>	8
119	Respondents		

Q15. Please rank the importance of the following qualities when selecting a child care provider. (1 = most important; you cannot give the same value to more than one option) - Availability of part-time options

Count	Percent		
0	0.00%	<div></div>	1
2	1.71%	<div></div>	2
3	2.56%	<div></div>	3
8	6.84%	<div></div>	4
13	11.11%	<div></div>	5
22	18.80%	<div></div>	6
32	27.35%	<div></div>	7
37	31.62%	<div></div>	8
117	Respondents		

Q16. Please rank the importance of the following qualities when selecting a child care provider. (1 = most important; you cannot give the same value to more than one option) - Availability of extended hours (past 5:00 p.m.)

Count	Percent		
2	1.68%	<div></div>	1
4	3.36%	<div></div>	2
3	2.52%	<div></div>	3
4	3.36%	<div></div>	4
12	10.08%	<div></div>	5
14	11.76%	<div></div>	6
43	36.13%	<div></div>	7
37	31.09%	<div></div>	8
119	Respondents		



Q17. Please rank the importance of the following qualities when selecting a child care provider. (1 = most important; you cannot give the same value to more than one option) - Quality of facility

Count	Percent		
8	6.78%	<div><div></div></div>	1
20	16.95%	<div><div></div></div>	2
31	26.27%	<div><div></div></div>	3
27	22.88%	<div><div></div></div>	4
21	17.80%	<div><div></div></div>	5
10	8.47%	<div><div></div></div>	6
1	0.85%	<div><div></div></div>	7
0	0.00%	<div><div></div></div>	8
118	Respondents		

Q18. Please rank the importance of the following qualities when selecting a child care provider. (1 = most important; you cannot give the same value to more than one option) - Close to work/school

Count	Percent		
0	0.00%	<div><div></div></div>	1
2	1.69%	<div><div></div></div>	2
7	5.93%	<div><div></div></div>	3
3	2.54%	<div><div></div></div>	4
18	15.25%	<div><div></div></div>	5
32	27.12%	<div><div></div></div>	6
26	22.03%	<div><div></div></div>	7
30	25.42%	<div><div></div></div>	8
118	Respondents		

Q19. Please rank the importance of the following qualities when selecting a child care provider. (1 = most important; you cannot give the same value to more than one option) - Safety/security				
Count	Percent			
32	26.89%	<div><div></div></div>	1	
33	27.73%	<div><div></div></div>	2	
18	15.13%	<div><div></div></div>	3	
16	13.45%	<div><div></div></div>	4	
8	6.72%	<div><div></div></div>	5	
5	4.20%	<div><div></div></div>	6	
7	5.88%	<div><div></div></div>	7	
0	0.00%	<div><div></div></div>	8	
119	Respondents			

Q20. Please rank the importance of the following qualities when selecting a child care provider. (1 = most important; you cannot give the same value to more than one option) - Learning outcomes				
Count	Percent			
5	4.24%	<div><div></div></div>	1	
6	5.08%	<div><div></div></div>	2	
27	22.88%	<div><div></div></div>	3	
24	20.34%	<div><div></div></div>	4	
19	16.10%	<div><div></div></div>	5	
19	16.10%	<div><div></div></div>	6	
8	6.78%	<div><div></div></div>	7	
10	8.47%	<div><div></div></div>	8	
118	Respondents			

Q21. Do you have any primary unmet needs for childcare?				
Count	Percent			
15	12.00%	<div><div></div></div>	Yes (please explain)	
Count	Percent			
1	6.67%	<div><div></div></div>	Care for children not old enough for TigerTots	
1	6.67%	<div><div></div></div>	Emergency back up for my children when other care is unavailable few times a semester because tiger tots has an age requirement of 2 1/2 or potty trained children	
1	6.67%	<div><div></div></div>	His ADHD was not addressed as early as I felt it should have been	
1	6.67%	<div><div></div></div>	I am a student and just need part time daycare, but I find that this daycare facility is too expensive and always full!	
1	6.67%	<div><div></div></div>	I attend school through virtual college however, I live in Ft. Riley, KS and it is very hard to meet class deadlines with my husband's unusual schedule. There are many instances where I have had to take tests with a baby and a toddler within arm's reach. If there were an on-campus childcare facility for spouses like myself in Ft. Riley, it will serve a good purpose.	

1	6.67%	<input type="text"/>	I do not currently have any unmet needs as my children no longer attend tiger tots, however when my children did attend the hours/schedule was set up for students and the center would be closed during breaks etc., this was very inconvenient.
1	6.67%	<input type="text"/>	I don't have any, but I do know people who do not have backup childcare.
1	6.67%	<input type="text"/>	I go to Nursing school and it is hard finding childcare that is open during Clinical hours. Some Clinicals are 6:30-12:00 and I need a babysitter around 6, some Clinicals are from 2:30-8:00 so I need a babysitter after 5. I also applied for TigerTots because my daughter is 2 and half and really eager to learn and would thrive so well in the TigerTots environment. I took her for a visit and turned in my application, but I never got a response saying she was put on the waiting list or that she got in. It was very disappointing, my daughter still talks about TigerTots and I would love to take her!
1	6.67%	<input type="text"/>	I would like to have a back-up babysitter. It isn't needed often and we can always seem to work something out between my husband, myself, or a grandparent, but it would be nice to have another option.
1	6.67%	<input type="text"/>	More time to learn letters, phonics, and reading for Kindergarten preparation.
1	6.67%	<input type="text"/>	Summer care for grades 4 and 5
1	6.67%	<input type="text"/>	Summer programs for school-aged children
1	6.67%	<input type="text"/>	The days that Tiger Tots is open do not work with me. Most students and even faculty and staff work full-time during academic breaks. It really does not make sense for Tiger Tots to shut down when classes are not in session. Not needing child care during these periods may have been the norm 25 years ago, but it's not the way the world works today. Tiger Tots needs to be open during breaks!!!
1	6.67%	<input type="text"/>	When the school district is closed; no where to take kids for just 1 or 2 days at a time.
110	88.00%	<input checked="" type="checkbox"/>	No
125	Respondents		

Q22. Do you have any additional comments or suggestions?

Count	Percent		
33	26.40%	<input checked="" type="checkbox"/>	Yes (please explain)
Count	Percent		
1	3.03%	<input type="text"/>	After putting three children through there in the past 16 years, I was disheartened to learn that one of the most fair and level-headed teachers was forced out.
1	3.03%	<input type="text"/>	Both of my children attended Tiger Tots. Natalie & Laura were wonderful! In the past I have highly recommended the center to others. Both of my children were well prepared for grade school. We had a fantastic experience. Unfortunately, I have understood from parents, faculty & staff that the center has really gone by the way side over the past year or so. Very sad to hear these reports. Guess we were very lucky to be involved in the good years.
1	3.03%	<input type="text"/>	Daycare needs to be available throughout the year and not just during semester.
1	3.03%	<input type="text"/>	Don't close Tiger Tots during breaks!
1	3.03%	<input type="text"/>	Extending the hours a little in the morning and then later than 4:30 would be nice, especially for staff members who have children there.
1	3.03%	<input type="text"/>	I always had difficulty finding care for my child from the age of one through 10 years old. It is a constant struggle to find quality child care for children.
1	3.03%	<input type="text"/>	I contacted Tiger Tots several times after my initial contact with staff, and I never received a call back. Others who have taken their children to Tiger Tots have also said they have to call constantly to talk to anybody. Another pitfall of Tiger Tots is that it is near the art department. Personally, I do not want my children to see nude drawings before they're even in ELEMENTARY school.
1	3.03%	<input type="text"/>	I didn't you TigerTots because I'd heard unfavorable things about the care received; I'd also heard positive comments but the negative superceded those. Furthermore, if services had been brought to my attention via ads or emails when I needed daycare, I may have been more apt to look into options there.
		<input type="text"/>	

1	3.03%		I felt at times the dialogue between the staff/teachers and me was very limited. At drop off in the a.m., it was a chaotic time and offered zero privacy to talk to the teacher regarding any concerns. Often times, when I picked up my child, only part-time staff were present so I missed opportunity to discuss simple daily concerns/feedback with staff. Because there is not a private area for consultation at the facility, the staff need to try to promote/offer other opportunities for dialogue and communication. While I think formal teacher conferences may be a little excessive, perhaps a monthly note on general observations could be sent home w/parents. In addition, most of the work brought home was done by the staff and not my child (such as cutting, glueing, coloring, etc.), which didn't have much impact on the learning opportunity. My child was also able to read (taught by me) but staff was unaware of his ability to do so, which made me question the learning interaction taking place. Because I viewed this arrangement more as a daycare facility than a structured preschool, I do believe my overall expectations were met. On a different note, my child did experience bullying from two students at different times, and I did consult with staff on each. One situation was handled satisfactorily, the other was more complicated to address, but did cause me to lower some of my answers since it did "color" our experience overall.
1	3.03%		I have thought about checking in to Tiger Tots in the past but because they are closed during school breaks and I still work here at the University during the breaks, it would not work in my case. If this was to change, I would be interested in enrolling my children in tiger tots.
1	3.03%		I submitted the application to Tiger Tots for my child and heard nothing for at least a year. A letter or phone call stating that the facility is full would be beneficial to parents trying to find daycare for their child/children.
1	3.03%		I wish there were more learning opprotunities at TigerTots. I feel it has gotten better as this year progresses but I am not sure my child received as much as he/she could have.
1	3.03%		I would like to give it a try, but since it isn't open between class sessions, I have no choice but to go elsewhere, since I am staff and required to be here everyday. Also, I have a child not old enough to attend, he is just over 1 year old. I won't split up the kids, to go to more than one daycare.
1	3.03%		It is wonderful to have quality childcare on our campus. New faculty appreciate this.
1	3.03%		It would be nice if TigerTots responded once you put your application in, even to let you know that your child has been put on the waiting list. It helps us make plans for childcare if we do not get in.
1	3.03%		Lower the cost and you will recieve more children to care for.
1	3.03%		My child had an excellent experience at TigerTots, particularly the second year with Laura Shoaf. She prepared the children very well for kindergarten, She provided more structure and opportunity for learning, in my opinion, than Natalie Unruh did the first year he was there.
1	3.03%		My child was put on the list to be into Tiger Tots when he was just about 1 year old. In October (2009), I called just to check to make sure that we were still on the list. I was informed that we would not be able to get in that semester, but mid-January would work and they would send me the paperwork. I called two days in a row and spoke with two different people in the department just to verify that we were on the list to start and it was confirmed by both. January came and I hadn't received anything (paperwork, phone call, requirements, etc) so I contacted them. I was told there wasn't a position available at that time. I had to make other arrangements for him to go elsewhere. I was disappointed in the followup (or lack of) that I received from the staff.
1	3.03%		My children are grown. My experience with Tiger Tots was for my oldest grandchild several years ago.His parents were going through a bitter divorce and the staff was very sensitive to his needs and helped him through a very difficult time. Tiger Tots is a wonderful place for pre-schoolers. The staff are excellent and communicate regularly. I only wish it could be expanded to meet more of the FHSU community's needs.
1	3.03%		My son is now in grade school, but he loved Tiger Tots and still talks about how much fun he had when he was at tiger tots. Several of his friends from Tiger tots went to kindergarten with him so that helped make his first day of school so much better.
1	3.03%		Only that as it's very difficult to move a child once you've found placement you're satisfied with. I would have liked to have explored the opportunities to have my child on campus, but once we settled into a facility we bonded, the kids bonded, and it became unlikely we'd move facilities unless we became unsatisfied for some reason. Can't say I know what I would recommend you do differently; full's full! Timing issues probably more than resources.
1	3.03%		Our experience with Tiger Tots was very good. Natalie and Laura did an excellent job and in one case went well beyond their normal duty to assist when we could not pick up our child on time. Our kids loved the environment and we always recommended TigerTots to others.
1	3.03%		Quality childcare is a huge need for attracting new faculty to FHSU. We need childcare that is open every day that the university is open. We have lost candidates due to limited available licensed childcare. This needs to be resolved.
1	3.03%		Rehire Laura Shoaff She was the most amazing part of your program I have removed my child due to her firing and will not take any others there and tell everyone I talk to about childcare the same.

1	3.03%	<div><div></div></div>	since I don't need a daycare, I don't understand why I need to answer all these questions.
1	3.03%	<div><div></div></div>	So far, I don't think your survey questions are very appropriate for past families or non-students.
1	3.03%	<div><div></div></div>	The facility needs to be open year-round, even during breaks when classes are not in session to accommodate the needs of students and staff who need to work during those times.
1	3.03%	<div><div></div></div>	The lack of quality childcare in Hays is a real problem. It would be helpful if the University could expand Tiger Tots services to include infants as well.
1	3.03%	<div><div></div></div>	Tiger Tots is a great resource for students and faculty alike. I don't know what happened that Miss Laura was terminated, but she was FANTASTIC for our daughter. Our daughter bloomed under her care much more than from Natalie.
1	3.03%	<div><div></div></div>	Tiger Tots is adequate now, but it was excellent when Laura was director. I am familiar with and understand the reasons for letting her go, but still think the situation should have been handled differently. For example, counseling and/or a short leave of absence could have created better outcomes for Laura as well as the students. I think several factors have been reduced since Laura's departure. These include kindergarten-readiness activities, the quantity and quality of craft projects, and a warm and loving environment in general. I know the current staff is trying, but it's just not the same. Maybe it will get better with time.
1	3.03%	<div><div></div></div>	TigerTots also supports faculty and staff that also have a great need for child care at reasonable cost.
1	3.03%	<div><div></div></div>	Very good group of teachers. Espeacially the head teacher. excellent and thanks for making it available. worth every penny.
1	3.03%	<div><div></div></div>	We had a wonderful experieence with all 3 of our childern at Tiger Totts. We felt it was a great learning center with caring staff. We felt that our children were very comfortable and safe.
92	73.60%	<div><div></div></div>	No
125	Respondents		

Q23. Please indicate your status:			
Count	Percent		
27	21.60%	<div><div></div></div>	Full-time student
9	7.20%	<div><div></div></div>	Part-time student
53	42.40%	<div><div></div></div>	Staff
36	28.80%	<div><div></div></div>	Faculty
125	Respondents		

Q24. What is your class status?			
Count	Percent		
3	9.68%	<div><div></div></div>	Freshman
3	9.68%	<div><div></div></div>	Sophomore
10	32.26%	<div><div></div></div>	Junior
10	32.26%	<div><div></div></div>	Senior
5	16.13%	<div><div></div></div>	Graduate student
31	Respondents		

Q25. What is your gender?			
Count	Percent		
25	21.74%	<div><div></div></div>	Male
90	78.26%	<div><div></div></div>	Female
115	Respondents		

Q26. What is your parental structure?			
Count	Percent		
14	12.17%	<div><div></div></div>	Single-parent
93	80.87%	<div><div></div></div>	Two-parent
8	6.96%	<div><div></div></div>	Other (please specify)
	Count	Percent	
	1	12.50%	<div><div></div></div> Children grown and gone
	1	12.50%	<div><div></div></div> I don't have a child.
	1	12.50%	<div><div></div></div> My child is 35 now.
	1	12.50%	<div><div></div></div> no children at home
	1	12.50%	<div><div></div></div> not a parent
	1	12.50%	<div><div></div></div> Not a parent
	1	12.50%	<div><div></div></div> Single-No children at home
115	Respondents		

Q27. How many children do you have?			
Count	Percent		
29	25.22%	<div><div></div></div>	1 child
55	47.83%	<div><div></div></div>	2 children
22	19.13%	<div><div></div></div>	3 children
5	4.35%	<div><div></div></div>	4 children
4	3.48%	<div><div></div></div>	5 or more children
115	Respondents		

Q28. What are the ages of your children? (Check all that apply)				
Count	Respondent %	Response %		
10	8.70%	6.37%	<div><div></div></div>	Less than 1 year old
7	6.09%	4.46%	<div><div></div></div>	1
10	8.70%	6.37%	<div><div></div></div>	2
11	9.57%	7.01%	<div><div></div></div>	3
12	10.43%	7.64%	<div><div></div></div>	4
12	10.43%	7.64%	<div><div></div></div>	5
14	12.17%	8.92%	<div><div></div></div>	6
6	5.22%	3.82%	<div><div></div></div>	7
75	65.22%	47.77%	<div><div></div></div>	8 or older
115	Respondents			
157	Responses			

Q29. What is your monthly net household income?				
Count	Percent			
4	3.48%	<div><div></div></div>		Less than \$600
3	2.61%	<div><div></div></div>		\$600 - \$850
6	5.22%	<div><div></div></div>		\$851 - \$1,000
6	5.22%	<div><div></div></div>		\$1,001 - \$1,500
51	44.35%	<div><div></div></div>		\$1,501 or more
45	39.13%	<div><div></div></div>		I prefer not to respond.
115	Respondents			