



# FORT HAYS STATE UNIVERSITY



## ANNUAL FINANCIAL REPORT June 30, 2001

Dr. Edward H. Hammond, President

### THE STATE BOARD OF DIRECTORS

Clay C. Blair, III, Mission - Chairperson

Steve Clark, Wichita

Floris Jean Hampton, Dodge City

Janice DeBauge, Emporia

Fred Kerr, Pratt

William R. Docking, Arkansas City

Jack Wempe, Lyons

Lewis Ferguson, Topeka

Deryl Wynn, Kansas City

Kim A Wilcox, Topeka - Executive Director

### UNIVERSITY OFFICERS REPORTING

Bruce Shubert.....Vice President for Administration  
And Finance

Philip C. Toepfer.....Controller



# FORT HAYS STATE UNIVERSITY



October 25, 2001

Dr. Edward H. Hammond, President  
Fort Hays State University  
Hays, Ks. 67601-4099

Dear Dr. Hammond:

The Annual Financial Report of Fort Hays State University for the fiscal year ended June 30, 2001, is transmitted herewith for your attention and review. The report contains information on all funds administered by the University.

The report has been prepared under the direction of Philip Toepfer, Controller, and summarizes information from the accounts and records of the University.

Please refer to the charts and the notes to financial statements for further information concerning the report.

Respectfully submitted,

FORT HAYS STATE UNIVERSITY

Bruce Shubert, Vice President  
For Administration and Finance





# FORT HAYS STATE UNIVERSITY



October 25, 2001

Mr. Bruce Shubert, Vice President  
For Administration and Finance  
Fort Hays State University  
Hays, Ks. 67601-4099

Dear Mr. Shubert:

The Annual Financial Report of Fort Hays State University for the fiscal year ended June 30, 2001, is presented herewith.

The financial position and operations as of June 30, 2001, of all University accounts are reflected in this report. The accounts of the Fort Hays State Alumni Association, the Endowment Association and Athletic Association have been audited by a certified public accounting firm and are not part of this report.

The State of Kansas Legislative Division of Post Audit contracts with a certified public accounting firm to audit all accounts of the University except those of the Fort Hays State Alumni Association, the Endowment Association and Athletic Association as of June 30, 2001.

Respectfully submitted,

FORT HAYS STATE UNIVERSITY

*Philip C. Toepfer*  
Philip C. Toepfer  
Controller

**Fiscal Year 2001**Fort Hays State University Map 65



FORT HAYS STATE UNIVERSITY  
COMMENTS ON FINANCIAL STATEMENTS  
2001 Fiscal Year

In general, the accompanying financial statements have been presented in accordance with standards recommended by the National Association of College and University Business Officers (NACUBO) manual, College and University Business Administration with modification to reflect current State of Kansas fiscal policies. The modifications are as follows:

1. Encumbrances of funds for services, commodities, equipment, ect. not received as of June 30, 2001, are recorded as expenditures and liabilities.
2. Revenues and expenditures for summer sessions are reported in the fiscal year in which they were actually received or expended.
3. All Revenues are reported on the cash basis except in current restricted funds where revenues are not reported until expended.
4. Accrued salaries earned by State of Kansas employees for the period June 10-30, 2001 are not recognized as a liability.

The comparative Statement of Current Funds Revenue, Expenditures and other changes (Schedule I) is a statement of financial activity of current funds related to the current reporting period. It does not purport to present the results of operations or the net income or loss for the period as would a statement of income or a statement of revenues and expenses.

Fund Accounting

In order to ensure observance of limitations and restrictions placed on the use of the resources available to the University, the accounts of the University are maintained in accordance with the principles of "fund accounting". This is the procedure by which resources for various purposes are classified for accounting and reporting purposes into funds that are in accordance with activities or objectives specified. Separate accounts are maintained for each fund; however, in the accompanying financial statements, funds that have similar characteristics have been combined into fund groups. Accordingly, all financial transactions have been recorded and reported by fund group.

The principal categories used for classification of the funds are as follows:

- Current Funds
- Loan Funds
- Plant Funds
- Agency Funds
- Service Clearing
- Nine Month Payroll Clearing
- Imprest Fund

The Current Fund group consists of Unrestricted (General and Designated) and Restricted (funds awarded for a specific purpose). These categories are used to account for transactions related to the educational and general, and the auxiliary enterprise programs.

The Loan Funds are available for financial aid to students and include the Perkins Loan Fund and the Nursing Student Loan Fund. The Nursing Student Loan Fund is currently being phased out and funds returned to the Federal Government as they become available.



The Plant Funds are divided into four (4) areas. Unexpended Plant Funds are available for current repair and maintenance projects. Remodeling and Additions funds are for making alterations to existing structures and/or constructing new buildings. Retirement of Indebtedness is segregated to account for funds being accumulated to retire outstanding bonds. Investment in Plant includes cumulative expenditures for land, buildings and equipment.

Agency Funds are received and held by the University in a custodial capacity for University related organizations.

Service Clearing includes the agency car pool, warehouse, printing and duplicating, postage, and telecommunications activities which furnish services to departments of the University.

Nine Month Payroll Clearing includes salary dollars earned during the fiscal year and paid in the subsequent fiscal year.

The Imprest Fund is used for making student travel advances, limited prepayments as approved and as a source for change funds.

#### Other Significant Accounting Policies

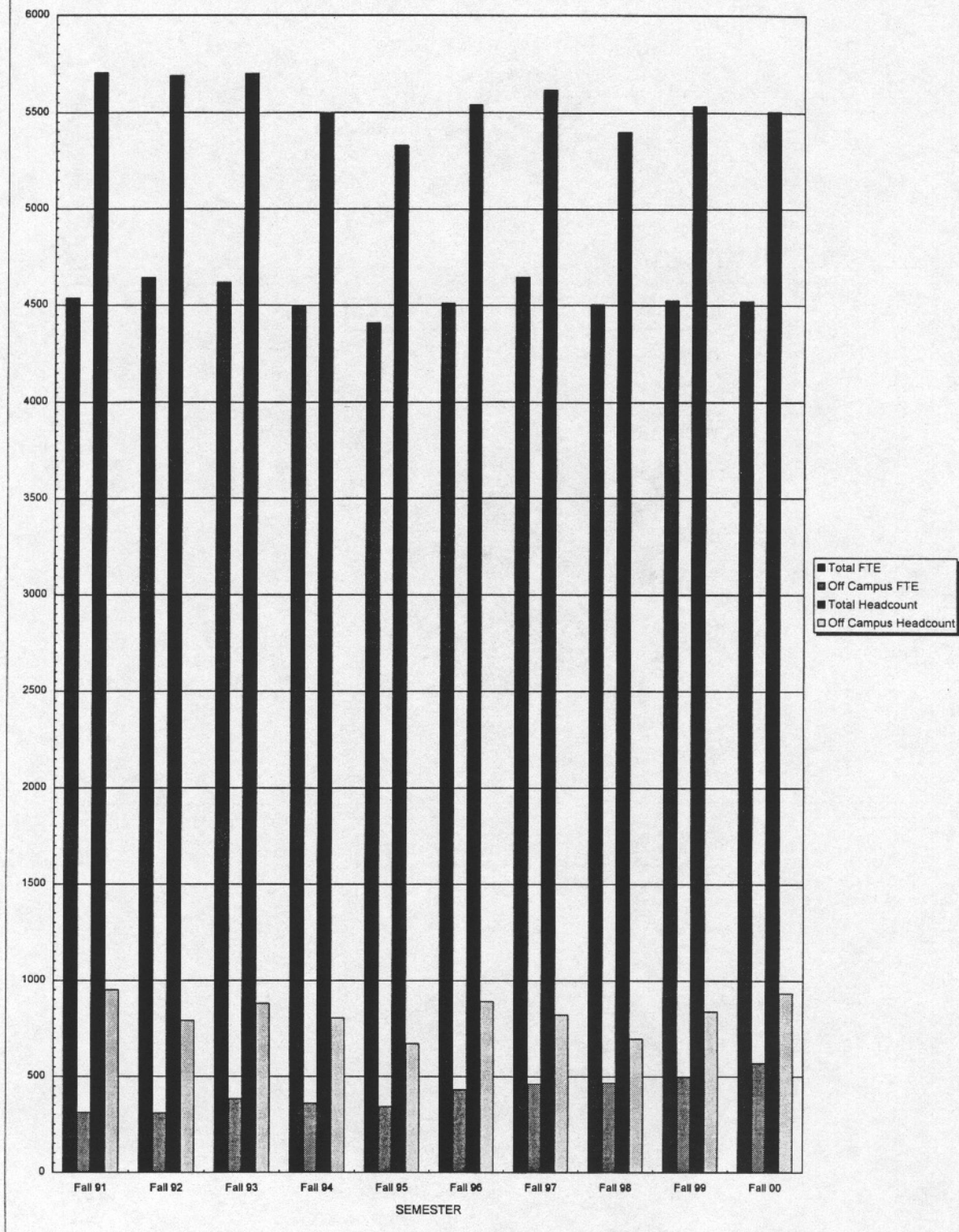
Depreciation of equipment is recognized only in Service Clearing Activities. All other physical properties are recorded at cost. Gifts of property are recorded at market value when acquired and investments are reported at cost.

Unused compensated absences in the amount of \$2,759,625 are not reflected as a liability on the enclosed financial statements. The cost of the compensated absences is recognized at the time of actual payment.

Obligations for the purchase of equipment through the issuance of Certificates of Participation in the amount of \$124,406 are payable as follows:

<u>Fiscal Year</u>	<u>Certificates of Participation</u>
2002	67,630
2003	56,776

# ENROLLMENT CHART



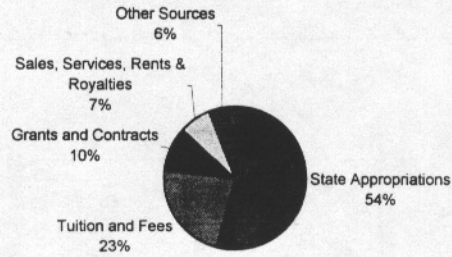
Enrollment Table

	Fall 91	Fall 92	Fall 93	Fall 94	Fall 95	Fall 96	Fall 97	Fall 98	Fall 99	Fall 00
Total FTE	4537	4643	4618	4493	4409	4511	4645	4503	4525	4520
Off Campus FTE	311	309	384	359	342	431	460	466	497	572
Total Headcount	5705	5690	5701	5496	5329	5540	5616	5401	5533	5506
Off Campus Headcount	950	792	880	805	672	891	821	696	839	934

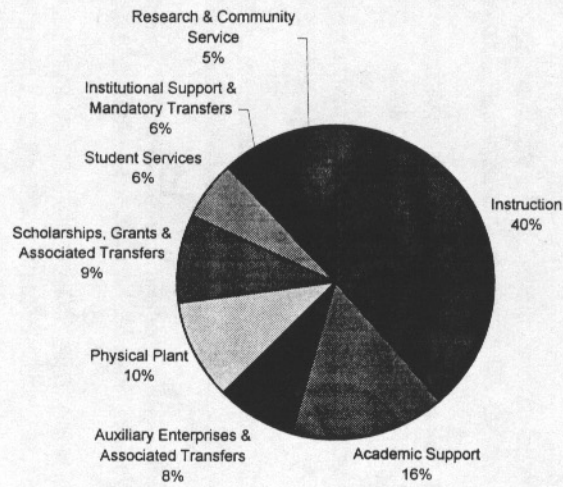
\*FTE is computed on the basis of nine credit hours for graduate students and fifteen credit hours for undergraduate students.



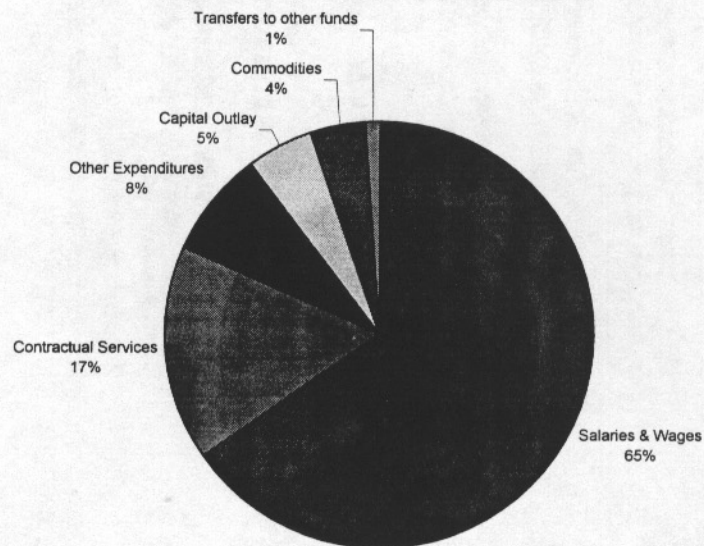
### CURRENT FUND REVENUES BY SOURCE



### CURRENT FUND EXPENDITURES BY PROGRAM



### CURRENT FUND EXPENDITURES BY OBJECT





## FORT HAYS STATE UNIVERSITY

EXHIBIT A

**BALANCE SHEET**  
**JUNE 30, 2001**  
**ASSETS**

	<u>JUNE 30, 2000</u>	<u>JUNE 30, 2001</u>
<b>CURRENT FUNDS</b>		
Unrestricted Funds:		
General Use Funds:		
Cash with State Treasurer	595,431	338,787
Balance in State Appropriation	<u>0</u>	<u>0</u>
Total General Use Funds	595,431	338,787
Designated Funds:		
Cash with State Treasurer	<u>3,341,789</u>	<u>3,660,729</u>
Total Designated Funds	<u>3,341,789</u>	<u>3,660,729</u>
Total Unrestricted Funds	3,937,220	3,999,516
Restricted Funds:		
Cash with State Treasurer	1,088,569	580,470
Grants and Contracts Receivable	<u>218,814</u>	<u>472,452</u>
Total Restricted Funds	<u>1,307,383</u>	<u>1,052,922</u>
<b>TOTAL CURRENT FUNDS</b>	<u><u>5,244,603</u></u>	<u><u>5,052,438</u></u>
<b>LOAN FUNDS</b>		
Cash with State Treasurer	732,107	544,579
Student Notes Receivable	<u>5,806,957</u>	<u>6,242,872</u>
<b>TOTAL LOAN FUNDS</b>	<u><u>6,539,064</u></u>	<u><u>6,787,451</u></u>

## FORT HAYS STATE UNIVERSITY

## EXHIBIT A

**BALANCE SHEET**  
**JUNE 30, 2001**  
**LIABILITIES and FUND BALANCES**

	<u>JUNE 30, 2000</u>	<u>JUNE 30, 2001</u>
<b>CURRENT FUNDS</b>		
Unrestricted Funds:		
General Use Funds:		
Unliquidated Encumbrances	401,471	132,116
Fund Balance--Schedule V	<u>193,960</u>	<u>206,671</u>
Total General Use Funds	595,431	338,787
Designated Funds:		
Unliquidated Encumbrances	190,313	474,802
Fund Balance--Schedule V	<u>3,151,476</u>	<u>3,185,927</u>
Total Designated Funds	<u>3,341,789</u>	<u>3,660,729</u>
Total Unrestricted Funds	3,937,219	3,999,516
Restricted Funds:		
Unliquidated Encumbrances	33,133	177,248
Reserve for Grants & Contracts	<u>1,274,250</u>	<u>875,674</u>
Total Restricted Funds	<u>1,307,383</u>	<u>1,052,922</u>
<b>TOTAL CURRENT FUNDS</b>	<u><u>5,244,602</u></u>	<u><u>5,052,438</u></u>
<b>LOAN FUNDS</b>		
Fund Balances--Schedule XIII	<u>6,539,064</u>	<u>6,787,451</u>
<b>TOTAL LOAN FUNDS</b>	<u><u>6,539,064</u></u>	<u><u>6,787,451</u></u>



## FORT HAYS STATE UNIVERSITY

## EXHIBIT A

BALANCE SHEET  
JUNE 30, 2001  
ASSETS

	<u>JUNE 30, 2000</u>	<u>JUNE 30, 2001</u>
<b>PLANT FUNDS</b>		
Unexpended Plant Funds:		
Cash with State Treasurer	0	0
Balance in State Appropriation	<u>0</u>	<u>0</u>
Total Unexpended Plant Funds	0	0
Remodeling and Additions:		
Cash with State Treasurer	353,184	270,762
Balance in State Appropriations	<u>0</u>	<u>0</u>
Total Remodeling and Additions	353,184	270,762
Retirement of Indebtedness:		
Cash with State Treasurer	345,490	345,762
Investments at Cost	<u>215,500</u>	<u>215,500</u>
Total Retirement of Indebtedness	560,990	561,262
Investment in Plant:		
Land--Schedule VIII	235,696	235,696
Nonstructural Improvements	2,688,992	2,738,582
Buildings--Schedule IX	60,703,710	60,137,033
Equipment	<u>17,499,720</u>	<u>15,292,353</u>
Total Investment in Plant	<u>81,128,118</u>	<u>78,403,664</u>
<b>TOTAL PLANT FUNDS</b>	<u><u>82,042,292</u></u>	<u><u>79,235,688</u></u>



## FORT HAYS STATE UNIVERSITY

## EXHIBIT A

BALANCE SHEET  
JUNE 30, 2001  
LIABILITIES AND FUND BALANCE

	<u>JUNE 30, 2000</u>	<u>JUNE 30, 2001</u>
<b>PLANT FUNDS</b>		
Unexpended Plant Funds:		
Unliquidated Encumbrances	1,171,645	502,575
Fund Balance--Schedule III	<u>(1,171,645)</u>	<u>(502,575)</u>
Total Unexpended Plant Funds	0	0
Remodeling and Additions:		
Unliquidated Encumbrances	69,377	99,964
Fund Balances--Schedule IV	<u>283,807</u>	<u>170,798</u>
Total Remodeling and Additions	353,184	270,762
Retirement of Indebtedness:		
Unliquidated Encumbrances	0	0
Fund Balances--Schedule V	<u>560,990</u>	<u>561,262</u>
Total Retirement of Indebtedness	560,990	561,262
Investment in Plant:		
Statement of		
Outstanding Bonds		
Schedule VII	2,485,000	2,305,000
Investment in Plant (Net) *	<u>78,643,118</u>	<u>76,098,664</u>
Total Investment in Plant	<u>81,128,118</u>	<u>78,403,664</u>
<b>TOTAL PLANT FUNDS</b>	<u><u>82,042,292</u></u>	<u><u>79,235,688</u></u>

\* Excludes equipment (net) reported in Service Clearing.

## FORT HAYS STATE UNIVERSITY

EXHIBIT A

BALANCE SHEET  
JUNE 30, 2001  
ASSETSJUNE 30, 2000JUNE 30, 2001

## AGENCY FUNDS

Cash in Bank	23,703
Investments	<u>220,290</u>

74,169
<u>228,890</u>

## TOTAL AGENCY FUNDS

243,993303,059

## SERVICE CLEARING

Cash with State Treasurer	985,601
Due from Other Funds	
Consumable Supply Inventory	194,028
Equipment (Net)	<u>943,510</u>

691,377
191,868
<u>1,101,941</u>

## TOTAL SERVICE CLEARING

2,123,1391,985,186

## NINE MONTH PAYROLL CLEARING

Cash with State Treasurer	<u>2,612,494</u>
---------------------------	------------------

<u>2,749,661</u>
------------------

## TOTAL NINE MONTH PAYROLL CLEARING

2,612,4942,749,661

## IMPREST FUND

Cash on Hand (Change Fund)	2,805
Cash in Bank	21,183
Due from Other Funds	<u>1,012</u>

2,330
21,046
<u>1,624</u>

## TOTAL IMPREST FUND

25,00025,000

## TOTAL ASSETS

98,830,58496,138,482



## FORT HAYS STATE UNIVERSITY

EXHIBIT A

**BALANCE SHEET**  
**JUNE 30, 2001**  
**LIABILITIES AND FUND BLANCES**

	<u>JUNE 30, 2000</u>	<u>JUNE 30, 2001</u>
<b>AGENCY FUNDS</b>		
Fund Balances--Schedule X	<u>243,993</u>	<u>303,059</u>
<b>TOTAL AGENCY FUNDS</b>	<u>243,993</u>	<u>303,059</u>
<b>SERVICE CLEARING</b>		
Unliquidated Encumbrances- Accounts Payable	<u>47,791</u>	<u>110,974</u>
Fund Balances--Statement V	<u>2,075,348</u>	<u>1,874,213</u>
<b>TOTAL SERVICE CLEARING</b>	<u>2,123,139</u>	<u>1,985,187</u>
<b>NINE MONTH PAYROLL CLEARING</b>		
Accrued Salaries Payable	<u>2,612,494</u>	<u>2,749,661</u>
<b>TOTAL NINE MONTH PAYROLL CLEARING</b>	<u>2,612,494</u>	<u>2,749,661</u>
<b>IMPREST FUND</b>		
Imprest Fund Balance	<u>25,000</u>	<u>25,000</u>
<b>TOTAL IMPREST FUND</b>	<u>25,000</u>	<u>25,000</u>
<b>TOTAL LIABILITIES AND FUND BALANCE</b>	<u>98,830,584</u>	<u>96,138,484</u>



## FORT HAYS STATE UNIVERSITY

Exhibit B

CHANGES IN FUND BALANCES  
Year Ended June 30, 2001

	Current Funds			Loan Funds	Plant Funds			
	Unrestricted		Restricted		Unexpended Plant Funds	Remodeling & Additions	Retirement of Indebtedness	Investment in Plant
	General Use	Designated Use						
Revenues and Other Additions:								
Current Funds (Schedule I)	39,903,800	8,702,520	8,540,203					
State Appropriations								
Bond Proceeds								
Interest Collections				147,842				
Interest Earned				19,729			46,058	
Principal Collections				705,622				
Federal Contributions				298,053				
Other Reimbursements				(55)				
Transfers from Board of Regents						548,000		
Retirement of Indebtedness								180,000
Additions to Plant								3,468,700
Transfers from State Bond Sales					1,721,880			
Add Excess of Restricted Receipts			602,615					
Adjust Revenues shown in the Transfer Section below	114,242	(784)	(88,112)					
Total Revenues & Other Additions	40,018,042	8,701,736	9,054,706	1,171,191	1,721,880	548,000	46,058	3,648,700
Expenditures & Other Deductions:								
Educational & General Expenditures (Schedule I)	39,867,894	3,822,772	8,362,533					
Auxiliary Enterprises (Schedule I)		4,291,105	26,121					
Loans to Students				1,298,825				
Collection Fees				82,578				
Expended Plant Funds (Schedule III)					1,055,707			
Non-Operating Expenses		94,198	754,164				696	
Capital Improvements	18,170							
Retirement of Indebtedness							180,000	
Interest on Indebtedness							149,058	
Expended for Remodeling and Additions (Schedule IV)						884,081		
Equipment Removed from Inventory								6,193,154
Total Expenditures and Other Deductions	39,886,064	8,208,075	9,142,818	1,381,403	1,055,707	884,081	329,754	6,193,154

## FORT HAYS STATE UNIVERSITY

Exhibit B

CHANGES IN FUND BALANCES  
Year Ended June 30, 2001

	Current Funds				Plant Funds			
	Unrestricted			Loan	Unexpended	Remodeling	Retirement of	Investment
	General Use	Designated Use	Restricted	Funds	Plant Funds	& Additions	Indebtedness	in Plant
Transfers Among Funds:								
Additions (Deductions):								
Transfer for Project reimburseme	0	(213,816)				213,816		
Transfers for Debt Retirement		(283,967)					283,967	
Transfer for SEOG matching	(60,562)		60,562					
Transfer to Non-FHSU State Fun	0		0					
Transfer for Administrative Allow.			30,996	(30,996)				
Transfer from Administrative Allow.								
Transfer to Endowment				0				
Transfer for Account Reclass.		3,446	(3,446)					
Transfer for Perkins matching	(53,680)			53,680				
Transfer for Equipment Reserve	(784)	784						
Total Transfers	(115,026)	(493,553)	88,112	22,684	0	213,816	283,967	0
Lapsed appropriations	0							
Reappropriation	(4,241)							
Net Change for the Year	12,711	108	0	(187,528)	666,173	(122,265)	272	(2,544,454)
Fund Balance at 6-30-00	193,960	3,151,476	0	732,107	(1,171,645)	283,807	560,990	78,643,118
Adjustments for Prior Year	0	34,343	0	0	2,897	9,256	0	
Adjusted Fund Balance	193,960	3,185,819	0	732,107	(1,168,748)	293,063	560,990	78,643,118
Fund Balance at 6-30-2001	206,671	3,185,927	0	544,579	(502,575)	170,798	561,262	76,098,664



**FORT HAYS STATE UNIVERSITY**  
**CURRENT FUNDS, REVENUE, EXPENDITURES AND OTHER CHANGES**  
**Year Ended June 30, 2001**

Schedule I

	Unrestricted		Restricted	Total
	Gen. Use	Desig. Use		
Revenues:				
Tuition and Fees	8,783,066	3,144,258	1,301,826	13,229,150
State Appropriations	30,548,699	0	0	30,548,699
Reappropriations from prior year	253,390	0	0	253,390
Federal Grants & Contracts	0	79,516	4,951,119	5,030,635
Other Grants & Contracts	0	202,559	326,091	528,650
Sales of Commodities	0	2,247,327	0	2,247,327
Agency Sales	0	2,344	0	2,344
Rents & Royalties	0	1,990,119	5,099	1,995,218
Interest	0	57,555	8,359	65,914
Licenses, Permits & Fines	4,072	50,933	0	55,005
Reimbursements	0	490,364	947,975	1,438,339
Reimbursements-Other State				
Agencies	0	4,617	613,903	618,520
Other Revenue & Transfers	314,573	432,928	385,831	1,133,332
Total Current Revenue	39,903,800	8,702,520	8,540,203	57,146,523
Expenditures & Mandatory Transfers				
Educational & General:				
Institutional Support	3,056,357	198,419	78,207	3,332,983
Instruction	20,570,218	996,489	738,554	22,305,261
Academic Support	7,347,366	1,370,957	486,035	9,204,358
Student Services	2,775,917	771,313	158,025	3,705,255
Total Educational Program Expense	33,749,858	3,337,178	1,460,821	38,547,857
Research	6,018	0	20,457	26,475
Public Service	225,666	362,244	2,405,412	2,993,322
Physical Plant	5,795,579	123,350	11,756	5,930,685
Scholarships & Grants	90,773	0	4,464,087	4,554,860
Educational & General Expenditures	39,867,894	3,822,772	8,362,533	52,053,199
Transfers	18,170	305,257	0	323,427
Reappropriation to FY 2001	4,241	0	0	4,241
Lapses	0	0	0	0
Non-Expense Deductions	784	94,198	754,164	849,146
Total Educational & General Expenditures and Transfers	39,891,089	4,222,227	9,116,697	53,230,013
Auxiliary Enterprises:				0
Expenditures	0	4,291,105	26,121	4,317,226
Transfers	0	189,080	0	189,080
Non-Expense Deductions	0	0	0	0
Total Auxiliary Enterprises	0	4,480,185	26,121	4,506,306
Total Current Expenditures and Transfers	39,891,089	8,702,412	9,142,818	57,736,319
Add Excess of Restricted Receipts			602,615	602,615
Excess of Current Revenue over Current Expenditures	12,711	108	0	12,819

**Fort Hays State University**  
**Departmental Expenditures Summary**  
**Year Ended June 30, 2001**

**Schedule II**

Name of Department	Expenditures					Source of Funds			
	Salaries & Wages	Contractual Services	Commodities	Capital Outlay	Other	Total	Unrestricted		Restricted
							General Use	Designated	
INSTRUCTION:									
LEADERSHIP INSTITUTE	175,684	7,765	855	0	0	184,303	182,530	0	1,774
LEADERSHIP SERVICES	0	496	75	0	0	571	0	571	0
BUSINESS ADMINISTRATION	856,482	13,194	5,717	1,539	0	876,931	874,618	0	2,313
MANAGEMENT DEVELOPMENT CENTER	1,263	0	0	0	0	1,263	0	1,263	0
COMPUTER & INFORMATION SYSTEMS	619,824	12,980	4,662	1,239	0	638,705	635,148	0	3,557
COL/BUS-COMPUTER SALES/SERVICE	0	604	1,330	162	0	2,096	0	2,096	0
COL/BUS - EXCEL/AS400 GRANT	0	4,044	0	0	0	4,044	0	4,044	0
CIS SALES AND SERVICE	1,706	946	0	0	0	2,652	0	2,652	0
ECONOMICS AND FINANCE	576,758	7,676	3,476	749	0	588,658	584,872	0	3,787
ECONOMICS - SPECIAL PROJECTS	0	785	80	908	0	1,773	0	0	1,773
ECONOMIC EDUCATION	0	456	149	0	0	605	0	605	0
COL OF BUS-DEAN INSTRUCTION	74,084	2,160	3,111	507	0	79,861	73,525	0	6,336
SPECIAL ACADEMIC PROJECTS	1,334	0	0	0	0	1,334	1,334	0	0
SPEC PROJS-RU COURSE	8,000	0	0	0	0	8,000	0	8,000	0
ACAD. YR-OFF CAMPUS SALARIES	685,348	0	0	0	0	685,348	685,348	0	0
SPECIAL ACADEMIC PROJECTS	312	206	0	0	0	518	518	0	0
ACADEMIC AFFAIRS SPECIALIST	61,063	14,313	5,399	243	0	81,018	81,018	0	0
HAYS LANGUAGE INSTITUTE	109	4,510	818	0	0	5,436	0	5,436	0
ACTION PLANS - EQUIP RESERVE	0	0	27,415	51,838	0	79,253	0	79,253	0
TECHNOLOGY EQUIPMENT - KBOR	0	0	613	39,593	0	40,206	0	0	40,206
2000 ACTION PLANS	0	0	5,049	566	0	5,615	5,615	0	0
2000 ACTN PLNS-TUITION MATCH	0	4,500	19,492	108,552	0	132,544	132,544	0	0
2000 ACTN PLNS-STATE MATCH	0	5,235	19,946	247,085	0	272,266	272,266	0	0
2001 ACTION PLANS	0	36,078	68,378	127,002	0	231,457	231,457	0	0
SUPPLEMENTAL INSTRUCTION	30,191	0	0	0	0	30,191	30,191	0	0
GRAPHICS LAB	1,736	0	1,965	0	0	3,701	3,701	0	0
ART	781,167	17,514	25,379	2,926	0	826,986	815,524	0	11,462
ART - GREAT PLAINS NATIONAL	0	1,101	350	1,000	0	2,451	0	2,451	0
ART SALES & SERVICE	1,594	5,959	30,309	513	0	38,376	0	38,376	0
NSF CAREER GRANT - CHEMISTRY	19,820	59	31,695	13,594	0	65,168	0	0	65,168
COMMUNICATION-GENERAL	0	3,797	752	0	0	4,548	4,548	0	0
CHEMISTRY -SALES AND SERVICE	0	411	4,191	2,935	0	7,537	0	7,537	0
CHEMISTRY	571,097	16,948	15,099	9,896	0	613,041	608,524	0	4,517
COMMUNICATION	696,697	5,443	4,095	0	0	706,234	695,532	0	10,702



Fort Hays State University  
Departmental Expenditures Summary  
Year Ended June 30, 2001

Schedule II

Name of Department	Expenditures						Source of Funds		
	Salaries & Wages	Contractual Services	Commodities	Capital Outlay	Other	Total	Unrestricted		Restricted
							General Use	Designated	
INT - TELECOM PROJECTS	0	2,099	2,175	48,711	0	52,985	0	52,985	0
INFORMATION NETWORKING	377,492	9,825	2,824	0	0	390,141	386,375	0	3,766
COMMUNICATION-JOURNALISM	4,490	3,806	830	700	0	9,826	6,504	0	3,323
INFORMATION NETWORKING - RU	0	142	0	0	0	142	0	142	0
GEOSCIENCES	509,227	14,890	6,833	4,860	0	535,810	533,093	0	2,717
BAFFIN BAY MODELING GRANT	0	12	0	0	0	12	0	0	12
GIS LAB	1,764	331	671	177	0	2,943	2,943	0	0
GEOSCIENCES SALES & SERVICE	1,188	229	0	0	0	1,417	0	1,417	0
GEOSCIENCES-GIS LAB SALES/SERVICE	0	0	347	0	0	347	0	347	0
CISCO PROJECT	41,917	13,280	9,554	0	0	64,750	0	64,750	0
GIS - ERGO OPERATION ACCOUNT	0	284	811	21,309	0	22,403	0	0	22,403
ENGLISH SALES & SERVICE	0	8,438	0	0	0	8,438	0	8,438	0
ENGLISH	872,797	17,976	3,569	1,744	0	896,086	891,361	0	4,725
MODERN LANGUAGE-RU	0	36	0	0	0	36	0	36	0
GLOBAL-AESL	0	0	76	0	0	76	0	76	0
MODERN LANGUAGES	402,420	7,779	1,610	922	0	412,731	408,679	0	4,053
MEXICO TRIP	4,956	0	0	0	0	4,956	0	0	4,956
MODERN LANGUAGES-FIELD DAY	0	0	920	0	0	920	0	920	0
R9 SURVEY GRANT	0	3,269	0	0	0	3,269	0	0	3,269
HISTORY	479,206	10,010	2,885	3,082	0	495,184	494,675	0	508
ETHNIC STUDIES	0	269	0	0	0	269	269	0	0
HISTORY-SALES AND SERVICE	0	15	235	0	0	250	0	250	0
HISTORY - ROOK RESEARCH	0	1,179	66	0	0	1,245	0	1,245	0
HONOR ACADEMY-BOR	157	0	0	0	0	157	0	0	157
MATHEMATICS	657,942	12,122	4,156	750	0	674,969	668,889	0	6,080
RARICK COMPUTING SYSTEMS LAB	5,346	0	311	0	0	5,657	2,977	0	2,680
MUSIC	834,392	43,324	11,622	1,320	0	890,658	880,137	0	10,521
PHYSICS-OPPS MAGNETS TEST	0	0	6	0	0	6	0	6	0
PHILOSOPHY	253,015	3,078	1,388	1,152	0	258,632	258,012	0	621
PHYSICS-PRESERVICE K-9 GRANT	0	2,720	2,370	0	0	5,090	0	0	5,090
PHYSICS - SALES & SERVICE	12,025	3,926	1,276	136	0	17,363	0	17,363	0
PHYSICS	331,800	6,873	8,516	9,650	0	356,839	354,390	0	2,449
PHYSICS-AVIATION FEES	0	2,713	14	0	0	2,727	0	2,727	0
EISENHOWER GRNT-INTGRD MATH	16,955	5,774	8,610	0	3,453	34,792	0	0	34,792
POLITICAL SCIENCE	371,563	7,604	2,930	0	0	382,096	376,309	0	5,787

Fort Hays State University  
Departmental Expenditures Summary  
Year Ended June 30, 2001

Schedule II

Name of Department	Expenditures						Source of Funds		
	Salaries & Wages	Contractual Services	Commodities	Capital Outlay	Other	Total	Unrestricted		Restricted
							General Use	Designated	
JUSTICE STUDIES	157,314	3,378	905	0	0	161,597	161,597	0	0
OPPS GRANT - LOUISIANA STATE	593	1,683	663	0	2,800	5,739	0	0	5,739
PSYCHOLOGY	519,165	14,935	6,747	3,093	0	543,940	533,921	0	10,019
SOCIOLOGY AND SOCIAL WORK	486,017	6,090	3,005	0	0	495,112	492,291	0	2,821
FAMILY DEVELOPMENT SERVICES	9,724	153	0	0	0	9,877	0	0	9,877
SOCIAL WORK PROGRAM	0	6,959	1,023	0	0	7,982	7,982	0	0
SOCIAL WORK ACCREDITATION	0	1,227	0	0	0	1,227	1,227	0	0
RESPECT GRANT	262	0	144	0	0	406	0	0	406
SOCIOLOGY-SPECIAL	153	0	0	2,400	0	2,553	0	2,553	0
MASTER OF LIBERAL STUDIES	0	250	1,783	0	0	2,033	2,033	0	0
EISENHOWER GRNT-PROJECT IRIS	2,366	2,095	7,772	0	8,520	20,753	0	0	20,753
TECHNOLOGY STUDIES	503,427	27,091	24,788	4,028	0	559,333	555,277	0	4,056
TECH STUDIES-SALES & SERVICE	0	797	2,337	3,275	0	6,409	0	6,409	0
COMPUTER LAB-EDUCATION	17,544	635	2,211	0	0	20,390	10,903	0	9,487
TEACHER ED - PDS STARTUP GRANT	0	750	74	0	1,600	2,424	0	2,424	0
TEACHER EDUCATION	785,535	21,822	6,201	0	0	813,558	807,116	0	6,442
COLL OF ED-PROJ ENGAGE GRANT	0	0	172	0	0	172	0	0	172
EISENHOWER GRANT - FINDS	3,821	553	3	1,500	0	5,877	0	0	5,877
EDUCATION ADMIN & COUNSELING	641,601	21,023	10,236	2,140	0	675,000	671,141	0	3,860
SPECIAL EDUCATION	241,965	11,856	2,251	1,964	0	258,036	256,972	0	1,064
OFFICE OF STUDENT TEACHING	27,097	22,343	2,015	599	0	52,054	52,054	0	0
EDUC DEVELOPMENT CENTER	0	8,369	705	0	0	9,074	0	9,074	0
NCATE ACCREDITATION	0	109	0	0	0	109	109	0	0
NURSING	1,145,617	43,476	12,986	0	0	1,202,079	1,197,244	0	4,836
KUMC - CNM GRANT	45,442	6,441	1,658	0	0	53,540	0	0	53,540
RURAL HEALTH SERVICES	0	16,091	0	0	0	16,091	16,091	0	0
KHF SUBCONTRACTS	222	0	0	0	0	222	0	0	222
NURSING - WAGNER FUND	22,023	22,240	4,368	11,464	0	60,095	0	60,095	0
KS ASSN MED UNDERSERVED KDHE	0	1,503	689	0	2,700	4,892	0	0	4,892
NURSING - TRAINEESHIPS GRANT	0	0	0	0	27,000	27,000	0	0	27,000
AGRICULTURE	455,455	13,739	5,296	900	0	475,390	475,390	0	0
HMC-NURSING FHCC	26,201	0	0	0	0	26,201	0	0	26,201
AGRICULTURE-SALES & SERVICE	0	718	2,411	0	0	3,129	0	3,129	0
BIOLOGICAL SCIENCES	827,570	30,121	27,296	9,546	0	894,533	883,778	0	10,755
BIO SCIENCE-REPUBLICAN RIVER	0	9	0	0	0	9	0	0	9



**Fort Hays State University**  
**Departmental Expenditures Summary**  
**Year Ended June 30, 2001**

Schedule II

Name of Department	Expenditures						Source of Funds		
	Salaries & Wages	Contractual Services	Commodities	Capital Outlay	Other	Total	Unrestricted		Restricted
							General Use	Designated	
ALLIED HEALTH - MDI	353,786	12,027	8,867	2,437	0	377,117	375,597	0	1,520
BIO SCIENCE-WESTRN KS SURVEY	3,031	8	0	0	0	3,039	0	0	3,039
ALLIED HEALTH -PHYS. THERAPY	171,653	16,663	3,706	4,195	0	196,217	196,217	0	0
THOMSON - BIOLOGICAL SCIENCE	0	7,059	3,373	5,345	0	15,777	0	0	15,777
COMMUNICATION DISORDERS	497,602	18,663	5,403	152	0	521,819	520,598	0	1,221
THOMSON - COMM. DISORDERS	0	9,425	4,268	699	0	14,392	0	0	14,392
HERNDON CLINIC	8,027	6,782	3,779	4,192	0	22,781	0	0	22,781
THOMSON - ALLIED HEALTH	0	1,634	1,017	1,498	0	4,149	0	0	4,149
ALLIED HEALTH MDI - SLS/SRV	0	0	939	0	0	939	0	939	0
HEALTH AND HUMAN PERFORMANCE	1,051,724	28,042	12,461	13,480	0	1,105,707	1,075,955	0	29,752
EXERCISE PHYSIOLOGY LAB	4,117	2,164	1,720	1,654	0	9,655	0	0	9,655
H AND HP - RENTALS	9,656	7,246	9,281	0	0	26,184	0	26,184	0
HHP-NUTRITION	0	0	550	0	0	550	0	550	0
THOMSON - HLTH/LIFE	0	2,248	26	0	0	2,274	0	0	2,274
BIO SCI - TROUT FISHERY	6,623	4,119	115	0	0	10,857	0	0	10,857
BIO SCIENCE-TOPEKA SHINER	0	110	0	0	0	110	0	0	110
FIREARMS EDUCATION	0	578	779	0	0	1,357	0	1,357	0
HLS FACULTY DEVELOPMENT	1,622	18,138	97	11,881	0	31,738	0	31,738	0
HEALTHCARE REFORM GRANT	15,443	0	0	0	0	15,443	0	0	15,443
COMM DISORDERS-SPEC EVENTS	0	448	0	0	0	448	0	0	448
COMM DISORDERS-MASONIC GRANT	67,543	55	0	0	0	67,599	0	0	67,599
BIO SCIENCE - NEOSHO RIVER	6,021	0	352	723	0	7,096	0	0	7,096
KCARE GRANT	6,418	0	0	0	0	6,418	0	0	6,418
PHYSICAL CONNECTION GRNT-KHF	0	1,060	1,505	0	0	2,565	0	0	2,565
PHYSICAL THERAPY CLINIC	0	0	0	5,650	0	5,650	0	0	5,650
BIO SCI - WILDFLOWER SEED	1,818	0	38	0	0	1,857	0	0	1,857
BIO SCI - Z BAR RANCH GRANT	5,598	953	219	0	0	6,770	0	0	6,770
BIO SCI - RATTLESNAKES GRANT	262	2,069	5,638	0	0	7,969	0	0	7,969
BIO SCI - REHAB WORKSHOPS	0	554	0	0	0	554	0	0	554
NURSING CONTINUING EDUCATION	0	2,301	1,120	0	0	3,421	0	3,421	0
NURSING NLN TESTING FUND	0	0	48	0	0	48	0	48	0
NURSING SALES & SERVICE	0	899	0	0	0	899	0	899	0
BIO SCI - SWAN MEETING	203	1,438	13,110	0	0	14,751	0	0	14,751
PHYSL THRPY CLIN-NWKAAA GRANT	304	0	0	4,700	0	5,004	0	0	5,004
ALLIED HEALTH - MDI PROGRAMS	0	3,000	0	0	0	3,000	0	3,000	0

**Fort Hays State University**  
**Departmental Expenditures Summary**  
**Year Ended June 30, 2001**

Schedule II

Name of Department	Expenditures						Source of Funds		
	Salaries & Wages	Contractual Services	Commodities	Capital Outlay	Other	Total	Unrestricted		Restricted
							General Use	Designated	
ACADEMIC EXTENSION	44,134	337,762	30,601	1,743	0	414,240	0	414,240	0
STATEWIDE TELENET APPROPRIATION	0	39,000	0	0	0	39,000	39,000	0	0
STATEWIDE TELENET	2,755	30,621	0	0	0	33,376	0	33,376	0
OFF CAMPUS CENTERS	111,063	43,597	5,987	0	0	160,647	160,647	0	0
INTERACTIVE TV	0	47,857	0	0	0	47,857	47,857	0	0
VIRT COLL - DRAKE BEAM MORIN	17,208	734	94	0	0	18,036	0	18,036	0
GENERAL ACADEMIC INSTRUCTION SUB-TOTAL	18,648,649	1,282,883	597,833	804,617	46,073	21,380,055	19,724,421	920,456	735,178
HIGH PLAINS MUSIC CAMP	8,733	34,929	30,138	0	0	73,800	0	73,800	0
MUSIC FEES	0	0	76	0	0	76	0	76	0
FORT HAYS MODEL U.N. APPROPRIATION	0	1,168	324	0	0	1,492	1,492	0	0
FORT HAYS MODEL U.N.	0	1,943	209	0	0	2,152	0	2,152	0
PREP AND ADULT BASIC EDUCATION SUB-TOTAL	8,733	38,040	30,747	0	0	77,520	1,492	76,028	0
SS-REGULAR SALARIES	756,302	0	0	0	0	756,302	756,302	0	0
SS-OFF CAMPUS SALARIES	79,473	0	0	0	0	79,473	79,473	0	0
NON ACAD. SUMMER SESSION	8,530	0	0	0	0	8,530	8,530	0	0
SPECIAL PROJECTS IN HHP	830	2,546	0	0	0	3,376	0	0	3,376
SUMMER SESSION SUB-TOTAL	845,135	2,546	0	0	0	847,681	844,305	0	3,376
TOTAL INSTRUCTION	19,502,517	1,323,468	628,580	804,617	46,073	22,305,256	20,570,218	996,484	738,554
RESEARCH:									
GRC-DANNER-KUHN/MERCER	0	0	1,358	0	0	1,358	1,358	0	0
GRC-TOULABOE	0	0	459	0	0	459	459	0	0
SWIFT FOXES - CHOATE	0	378	0	0	0	378	0	0	378
CIMARRON GRASSLANDS-LIGGETT	2,491	0	0	0	0	2,491	0	0	2,491
COMANCHE GRASSLANDS-LIGGETT	2,036	0	0	0	0	2,036	0	0	2,036
KS SPACE GRANT GU - CHU	0	1,105	878	2,218	0	4,202	4,202	0	0
KS SPACE CONSORTIUM - CHU	0	605	0	0	14,450	15,055	0	0	15,055



Fort Hays State University  
Departmental Expenditures Summary  
Year Ended June 30, 2001

Schedule II

Name of Department	Expenditures						Source of Funds		
	Salaries & Wages	Contractual Services	Commodities	Capital Outlay	Other	Total	Unrestricted		Restricted
							General Use	Designated	
KS SPACE CONSORTIUM - PRIOR	0	104	0	0	0	104	0	0	104
OSBORNE CO. MAP	243	0	68	0	0	311	0	0	311
BAT RESEARCH-CHOATE	0	81	0	0	0	81	0	0	81
<b>RESEARCH TOTAL</b>	<b>4,771</b>	<b>2,273</b>	<b>2,763</b>	<b>2,218</b>	<b>14,450</b>	<b>26,475</b>	<b>6,018</b>	<b>0</b>	<b>20,457</b>
PUBLIC SERVICE:									
SBDC-FED 00 YR	30,448	0	0	0	0	30,448	0	0	30,448
SBDC-FED 01 YR	40,396	0	0	0	0	40,396	0	0	40,396
SBDC-STATE FY 01	13,487	18,970	1,081	0	0	33,538	0	0	33,538
SBDC-CLEARING/PROGRAM INCOME	0	18,889	1,804	0	0	20,693	0	0	20,693
SBDC-GU-MATCH	54,908	0	0	0	0	54,908	54,908	0	0
DOCKING-JUDICIAL PROJECT	0	36	0	0	0	36	0	36	0
DOCKING IPA- J AISTRUP	117,886	81,440	5,838	29,630	0	234,794	0	234,794	0
DOCKING IPA- APPROPRIATION	110,749	3,656	2,329	0	0	116,734	116,734	0	0
TELEPOWER	14,592	9,648	5,790	0	0	30,029	0	30,029	0
DOCKING-FINANCIAL FITNESS	20,885	3,891	1,258	0	0	26,034	0	26,034	0
GEOGRAPHY ED.-NGSEF	3,678	871	212	2,140	0	6,902	0	6,902	0
DOCKING-USD 489 RURAL PROJECT	45,145	64	0	0	0	45,209	0	45,209	0
DOCKING	0	92	0	0	0	92	0	92	0
KSBDC - FED ACCOUNT 01 YEAR	0	25	6	0	0	31	0	0	31
KSBDC - STATE ACCOUNT FY01	79,517	40,341	6,484	3,705	0	130,047	0	0	130,047
KSBDC - FED ACCOUNT 00 YEAR	73,417	17,451	1,455	0	0	92,323	0	0	92,323
KSBDC - FED/STATE CLEARING	0	1,205,175	0	0	0	1,205,175	0	0	1,205,175
KSBDC - REGION 7 CONFERENCE	0	14,726	116	0	0	14,842	0	0	14,842
INFO ENTERPRISE INSTITUTE	4,447	16,327	13,020	9,280	0	43,074	0	0	43,074
HAYS AREA CHILDREN'S CENTER	17,175	0	0	0	0	17,175	4,466	0	12,709
HEAD START	10,067	0	0	0	0	10,067	2,618	0	7,449
DOCKING PUBLIC SERVICE	1,385	0	0	0	0	1,385	360	0	1,025
SOCIAL SECURITY SERVICES	1,652	0	0	0	0	1,652	448	0	1,204
FORSYTH LIBRARY COMM SERVICE	32,746	0	0	0	0	32,746	8,516	0	24,230
HAYS PUBLIC LIBR COMM SERVICE	7,457	0	0	0	0	7,457	1,939	0	5,518
WILDLIFE ART-GU	0	1,632	0	0	0	1,632	1,632	0	0
FISH ID-EBERLE	6,682	47	2,815	0	0	9,544	0	0	9,544
KHF - UNIV OFF FOR COMM SRVS	2,392	10,444	1,959	2,388	0	17,184	0	0	17,184

Fort Hays State University  
Departmental Expenditures Summary  
Year Ended June 30, 2001

Schedule II

Name of Department	Expenditures						Source of Funds		
	Salaries & Wages	Contractual Services	Commodities	Capital Outlay	Other	Total	Unrestricted		Restricted
							General Use	Designated	
AMERICORPS GRANT - YR 7	108,639	6,620	1,619	0	0	116,878	0	0	116,878
AMERICORPS GRANT - YR 6	20,018	306	298	0	0	20,622	0	0	20,622
AMERICORPS GRANT - MATCHING	9,883	3,743	6,353	0	0	19,979	0	0	19,979
SENIOR COMPANION PROGRAM	326,648	26,949	2,709	0	0	356,306	0	0	356,306
SENIOR COMP PROG - CAMPUS	16,211	5,916	70	0	0	22,197	22,197	0	0
SCP-INFORMATION REFERRAL	38,679	10,647	3,193	0	0	52,519	0	0	52,519
FOSTER GRANDPARENT - MATCH	0	479	1,304	0	0	1,783	0	0	1,783
FOSTER GRANDPARENT PROGRAM	107,154	13,738	2,002	0	0	122,893	0	0	122,893
SCP-KS DEPT ON AGING	20,656	4,274	71	0	0	25,000	0	0	25,000
COMMUNITY SERVICE SUB-TOTAL	1,337,001	1,516,396	61,785	47,143	0	2,962,325	213,819	343,095	2,405,412
ENGLISH WKSP. AND SPEC EVENT	0	4,701	999	0	0	5,700	0	5,700	0
MATH COMPUTER CAMP	0	21	0	0	0	21	0	21	0
COMM TR. SERVICES	6,648	2,876	2,562	0	0	12,086	0	12,086	0
KATM	0	23	0	0	0	23	0	23	0
READING SERVICE CENTER	0	50	1,268	0	0	1,319	0	1,319	0
CONT. ED. NURSING-APPROPRIATION	0	5,194	5,218	1,435	0	11,847	11,847	0	0
COMMUNITY EDUCATION SUB-TOTAL	6,648	12,865	10,048	1,435	0	30,996	11,847	19,149	0
TOTAL PUBLIC SERVICE	1,343,648	1,529,261	71,833	48,578	0	2,993,321	225,666	362,244	2,405,412
ACADEMIC SUPPORT:									
LIBRARY	958,014	391,179	39,946	284,147	0	1,673,286	1,618,612	0	54,674
LIBRARY ACTION PLANS	0	0	0	50,000	0	50,000	50,000	0	0
LIBRARY SERVICES	0	10,353	4,585	1,866	0	16,803	0	16,803	0
LIBRARY - ST FUNDED ENHANCEMENT	0	89,658	0	44,342	0	134,000	134,000	0	0
LIBRARY SUB-TOTAL	958,014	491,189	44,531	380,355	0	1,874,089	1,802,612	16,803	54,674
STERNBERG MUSEUM	492,142	13,369	3,888	0	0	509,399	498,341	0	11,059
STERNBERG - ADMINISTRATION	53,418	37,987	742	0	0	92,146	0	0	92,146



Fort Hays State University  
Departmental Expenditures Summary  
Year Ended June 30, 2001

Schedule II

Name of Department	Expenditures						Source of Funds		
	Salaries & Wages	Contractual Services	Commodities	Capital Outlay	Other	Total	Unrestricted		Restricted
							General Use	Designated	
IMS - CHOATE	0	108	0	0	0	108	0	0	108
STERNBERG - COLLECTIONS	0	290	60	3,397	0	3,748	0	3,748	0
STERNBERG - EDUCATION	0	1,274	1,417	0	0	2,691	0	2,691	0
STERNBERG - EXHIBITS	0	918	0	0	0	918	0	918	0
EXPEDITIONS CLEARING	0	281	0	0	0	281	0	281	0
STERNBERG - KS ART COMM GRANT	0	16,116	0	0	0	16,116	0	0	16,116
VISUAL ARTS CENTER	0	3,174	2,566	0	0	5,741	5,741	0	0
 MUSEUMS AND GALLERIES									
SUB-TOTAL	545,560	73,517	8,674	3,397	0	631,148	504,082	7,638	119,429
 FIPSE EQUIPMENT GRANT	0	1,086	15,122	249,014	0	265,221	0	0	265,221
CC MEDIATED EQUIP CHECKOUT	0	0	1,566	481	0	2,047	0	2,047	0
COMPUTING CENTER	1,575,034	219,074	33,185	59,925	348	1,887,566	1,884,276	0	3,291
MEDIATED CLASSROOM SUPPORT	0	2,106	12,201	13,100	0	27,406	27,406	0	0
CC SALES & SERVICE	0	3,098	333,833	140,817	0	477,749	0	477,749	0
COMPUTING CENTER - SEASONAL	14,630	84	1,372	1,600	0	17,686	17,686	0	0
ADMINISTRATIVE SOFTWARE	0	0	951	430,259	0	431,210	431,210	0	0
MANAGEMENT INFORMATION	0	0	198	1,359	0	1,558	1,558	0	0
CC EQUIPMENT RESERVE	0	276,854	0	53,868	0	330,721	0	330,721	0
INTERNET TECHNOLOGY FEE	0	3,871	1,188	0	7	5,065	0	5,065	0
CC - KDW&P DATABASE CONTRACT	6,117	0	0	0	0	6,117	0	6,117	0
 COMPUTING SUPPORT									
SUB-TOTAL	1,595,781	506,172	399,616	950,424	355	3,452,348	2,362,136	821,700	268,512
 CTELT - EDUCATION GRANT	0	0	428	747	0	1,175	0	0	1,175
CENTER FOR LEARNING TECHNOLOGIES	431,777	29,212	15,463	17,522	0	493,974	490,046	0	3,928
CTELT SALES & SERVICE	0	195	1,304	2,600	0	4,099	0	4,099	0
CTELT ACTION PLANS	0	9,771	631	64,177	0	74,580	74,580	0	0
CTELT PHOTOGRAPHY	0	102	3,409	4,000	0	7,511	0	7,511	0
CTELT GRANTS	0	221	0	0	0	221	0	0	221
KELLY CENTER	320,358	17,266	12,044	4,574	0	354,243	345,027	0	9,215
DUI EVALS / ALOCOHOL ED PROGRAM	719	0	1,320	0	0	2,039	0	2,039	0
UNIVERSITY FARM - SALARIES	298,442	0	0	0	0	298,442	279,290	0	19,152

Fort Hays State University  
Departmental Expenditures Summary  
Year Ended June 30, 2001

Schedule II

Name of Department	Expenditures						Source of Funds		
	Salaries & Wages	Contractual Services	Commodities	Capital Outlay	Other	Total	Unrestricted		Restricted
							General Use	Designated	
UNIVERSITY FARM	0	84,971	297,528	117,651	4,348	504,497	0	504,497	0
UNIVERSITY FARM OVERTIME	46,232	0	0	0	0	46,232	46,232	0	0
UNIVERSITY FARM OIL & GAS	0	115	78	0	0	193	0	193	0
ANCILLARY SUPPORT SUB-TOTAL	1,097,528	141,853	332,204	211,272	4,348	1,787,205	1,235,175	518,339	33,691
ASSESSMENT-ACAD PROGRAM	948	12,524	139	0	0	13,611	13,611	0	0
DEAN OF EDUCATION	228,241	12,439	5,308	3,892	0	249,881	249,881	0	0
DEAN OF GRADUATE SCHOOL	134,066	11,577	3,030	0	0	148,673	140,165	0	8,508
DEAN OF ARTS AND SCIENCES	164,254	32,481	3,470	785	0	200,989	200,989	0	0
DOMESTIC GRADUATE APP. FEE	0	4,610	100	909	0	5,619	0	5,619	0
FACULTY RECRUITING	0	3,852	25	0	0	3,877	3,877	0	0
DEAN OF VIRTUAL COLLEGE	259,179	31,396	554	0	0	291,129	291,129	0	0
COL OF ED-SALES & SERVICE	0	555	19	0	0	574	0	574	0
INT STUDENT APPL FEE	0	255	0	0	0	255	0	255	0
DEAN CON EDUC- EXTENSION	0	30	0	0	0	30	0	30	0
DEAN - COLLEGE OF BUSINESS	154,544	21,467	3,292	1,439	0	180,741	180,741	0	0
DEAN OF HEALTH & LIFE SCIENCE	146,719	5,482	4,244	1,876	0	158,320	158,320	0	0
VICE PROVOST	137,368	1,416	1,836	1,295	0	141,914	140,692	0	1,222
ACADEMIC ADVISING	46,900	5,065	858	20	0	52,844	52,844	0	0
INSTITUTIONAL ASSESSMENT	11,005	104	5	0	0	11,113	11,113	0	0
ACADEMIC ADMINISTRATION SUB-TOTAL	1,283,222	143,250	22,881	10,215	0	1,459,568	1,443,361	6,477	9,730
TOTAL ACADEMIC SUPPORT	5,480,106	1,355,981	807,906	1,555,662	4,703	9,204,358	7,347,366	1,370,957	486,035
STUDENT SERVICES:									
STUDENT DEVELOPMENT	213,252	16,141	3,261	0	0	232,654	226,334	0	6,319
NSE-HEATH	0	180	0	0	0	180	0	180	0
STUDENT ADA ACCOMODATIONS	0	308	292	0	0	600	600	0	0
STUDENT INFORMATION PROCESS	9,910	20,190	1,951	4,109	0	36,159	31,438	0	4,722

STUDENT SERVICES ADMINISTRATION



Fort Hays State University  
Departmental Expenditures Summary  
Year Ended June 30, 2001

Schedule II

Name of Department	Expenditures					Source of Funds			
	Salaries & Wages	Contractual Services	Commodities	Capital Outlay	Other	Total	Unrestricted		Restricted
							General Use	Designated	Restricted
SUB-TOTAL	223,162	36,818	5,504	4,109	0	269,593	258,372	180	11,041
NBS/A E RHO	0	152	0	0	0	152	0	152	0
OFFICE OF LEGISLATIVE AFFAIR	2,737	457	0	0	0	3,194	0	3,194	0
AMATEUR RADIO CLUB	0	0	0	1,635	0	1,635	0	1,635	0
ACTIVITY-SALARY CLEARING	14,186	0	0	0	0	14,186	0	14,186	0
BLACK STUDENT UNION	0	2,093	631	0	0	2,724	0	2,724	0
CAMPUS REC & INTRAMURALS	215	3,876	13,403	10,245	0	27,739	0	27,739	0
BIOLOGY CLUB	0	0	0	862	0	862	0	862	0
BLOCK AND BRIDLE CLUB	0	4,155	5,601	811	0	10,567	0	10,567	0
SGA CONTINGENCY FUND	0	4,360	0	0	0	4,360	0	4,360	0
COMMUNICATIONS CLUB	0	4,280	0	0	0	4,280	0	4,280	0
CHINESE STUDENT ASSOCIATION	0	632	170	0	0	802	0	802	0
IFC/PANHELLENIC	0	3,839	0	0	0	3,839	0	3,839	0
STUDENT INTRODUCTION	8,524	5,928	8,925	0	0	23,377	0	23,377	0
INT STUDENT UNION	101	1,631	33	0	0	1,766	0	1,766	0
MULTICULTURAL AFFAIRS OFFICE	0	3,585	1,792	0	0	5,377	0	5,377	0
LEADER CLEARING	0	1,487	0	249	0	1,736	0	1,736	0
LEADER SALARIES	40,399	0	0	0	0	40,399	0	40,399	0
U A B	3,314	44,276	4,242	145	0	51,977	0	51,977	0
U A B MAJOR CONCERTS	0	23,314	880	0	0	24,194	0	24,194	0
FHSU HOMECOMING PARADE	203	177	283	0	0	662	0	662	0
STERNBERG GEOSCIENCES CLUB	0	0	16	0	0	16	0	16	0
HISP AMER LEADER ORGANIZATION	0	3,988	0	0	0	3,988	0	3,988	0
ASTRONOMY CLUB	0	0	1,070	0	0	1,070	0	1,070	0
RODEO CLUB	0	19,156	10,494	0	0	29,650	0	29,650	0
REVEILLE CLEARING	0	1,175	0	249	0	1,424	0	1,424	0
REVEILLE SALARIES	15,892	0	0	0	0	15,892	0	15,892	0
SPECIAL EVENTS COMMITTEE	2,961	124,652	765	0	0	128,377	0	128,377	0
DELTA ZETA	0	40	0	0	0	40	0	40	0
MEDIA PROS	0	296	71	0	0	367	0	367	0
STUDENT GOVERNMENT	13,703	6,270	1,500	1,247	0	22,720	0	22,720	0
TIGER INVESTMENT CLUB	0	0	0	1,104	0	1,104	0	1,104	0
FHS PLAYERS	0	1,938	3,806	0	0	5,744	0	5,744	0
NON-TRAD STUDENTS	0	2,715	141	0	0	2,856	0	2,856	0

**Fort Hays State University**  
**Departmental Expenditures Summary**  
**Year Ended June 30, 2001**

Schedule II

Name of Department	Expenditures						Source of Funds		
	Salaries & Wages	Contractual Services	Commodities	Capital Outlay	Other	Total	Unrestricted		Restricted
							General Use	Designated	
CHOICES GRANT - NCAA	0	450	2,500	0	0	2,950	0	2,950	0
ENGLISH CLUB	0	980	0	0	0	980	0	980	0
SGA APPROPRIATIONS	0	12,932	0	0	0	12,932	0	12,932	0
KHF GRANT - BINGE DRINKING	37,549	15,331	1,903	0	0	54,783	0	54,783	0
KFHS BROADCASTING COUNCIL	140	4,098	850	3,785	0	8,872	0	8,872	0
FINANCIAL MGT. ASSOC.	0	3,500	0	0	0	3,500	0	3,500	0
NATIONAL SPEECH-HRNG ASSOC.	0	3,611	0	0	0	3,611	0	3,611	0
ALPHA KAPPA PSI	0	1,728	827	0	0	2,555	0	2,555	0
FELLOWSHIP OF CHRISTIAN ATHLETES	0	46	0	0	0	46	0	46	0
NAMA	0	2,006	356	0	0	2,363	0	2,363	0
LITTLE THEATRE	2,121	7,463	5,527	0	265	15,376	0	15,376	0
DRAMA-GU	764	6,494	3,032	0	-1,180	9,110	9,110	0	0
MIDWEST MODEL U N	0	2,841	0	0	0	2,841	0	2,841	0
ATHLETIC BANDS - GU SALARIES	5,486	0	0	0	0	5,486	5,486	0	0
ATHLETIC BANDS	39,346	8,653	6,504	4,123	0	58,627	0	58,627	0
MUSIC ACTIVITIES	4,063	2,149	2,838	0	0	9,050	0	9,050	0
GENERAL MUSIC FEES	0	5,429	512	0	0	5,941	5,941	0	0
SPEECH-DEBATE GENERAL	0	27,151	1,349	0	0	28,500	28,500	0	0
TALKING TIGERS	0	7,753	90	0	0	7,843	0	7,843	0
TIGER TOTS	12,798	0	227	0	0	13,025	0	13,025	0
SOCIAL AND CULTURAL DEVELOPMENT									
SUB-TOTAL	204,500	377,089	80,338	24,454	-915	685,466	49,037	636,429	0
TESTING SERVICES	4,225	4,887	1,622	1,251	0	11,984	0	11,984	0
CAREER PLANNING & PLACE-GU	182,443	27,974	7,598	6,213	0	224,228	210,356	0	13,872
CAREER SERVICES	0	8,039	3,614	0	0	11,653	0	11,653	0
VETERANS ADMINISTRATION	0	30	3,440	0	0	3,470	0	0	3,470
STUDENT PRINCIPAL CONFERENCE	0	2,715	538	0	0	3,253	3,253	0	0
COUNSELING AND GUIDANCE									
SUB-TOTAL	186,668	43,644	16,811	7,464	0	254,588	213,608	23,638	17,342
ADMIN ALLOWANCE-LOANS-GRANTS	24,908	61,932	1,456	5,156	0	93,452	0	0	93,452
FINANCIAL AID ADMINISTRATION	316,253	42,336	3,918	5,527	0	368,035	345,815	0	22,220



Fort Hays State University  
Departmental Expenditures Summary  
Year Ended June 30, 2001

Schedule II

Name of Department	Expenditures					Total	Source of Funds		
	Salaries & Wages	Contractual Services	Commodities	Capital Outlay	Other		Unrestricted		Restricted
							General Use	Designated	Restricted
FINANCIAL AND ADMINISTRATION SUB-TOTAL	341,161	104,268	5,374	10,684	0	461,487	345,815	0	115,672
MENS ATHLETIC SALARIES	659,125	0	0	0	0	659,125	659,125	0	0
WOMENS ATHLETIC SALARIES	130,140	0	0	0	0	130,140	130,140	0	0
MEN'S BASKETBALL	0	15,376	85	0	0	15,460	15,460	0	0
ATHLETICS CLEARING	15,203	8,401	0	0	0	23,604	0	23,604	0
ATHLETIC ADMINISTRATION	30,558	29,305	5,073	6,117	0	71,053	71,053	0	0
FOOTBALL	7,534	21,086	1,289	0	0	29,908	29,908	0	0
WOMEN'S BASKETBALL	0	13,916	294	0	0	14,210	14,210	0	0
WRESTLING	4,857	6,659	110	0	0	11,626	11,626	0	0
MEN'S BASEBALL	10,772	4,098	106	0	0	14,977	14,977	0	0
MEN'S TRACK	2,554	8,882	892	0	0	12,328	12,328	0	0
WOMEN'S TRACK	3,363	7,808	138	0	0	11,308	11,308	0	0
TRAINING ROOM	3,861	1,011	181	0	0	5,054	5,054	0	0
WOMEN'S VOLLEYBALL	3,097	10,785	203	0	0	14,085	14,085	0	0
ATHLETIC FACILITIES	0	104	1,836	0	0	1,940	1,940	0	0
WOMEN'S TENNIS	6,819	620	45	0	0	7,484	7,484	0	0
SPORTS INFORMATION	7,155	17,700	576	0	0	25,431	25,431	0	0
MEN'S GOLF	0	52	0	0	0	52	52	0	0
WOMEN'S SOFTBALL	18,794	0	0	0	0	18,794	0	18,794	0
WOMEN'S SOFTBALL-OOE	5,196	8,932	25	0	0	14,153	14,153	0	0
EAGLE COMMUNICATION CLEARING	2,518	0	0	0	0	2,518	0	2,518	0
ATHLETICS - SEASONAL	6,122	0	0	0	0	6,122	6,122	0	0
INTERCOLLEGIATE ATHLETICS SUB-TOTAL	917,669	154,734	10,854	6,117	0	1,089,373	1,044,457	44,916	0
REGISTRAR'S OFFICE	389,461	55,219	6,342	17,271	0	468,293	464,993	0	3,300
REGISTRAR-ADMISSION-OVERTIME	6,013	0	0	0	0	6,013	6,013	0	0
ADMISSIONS OFFICE	299,184	98,990	6,117	0	0	404,292	393,622	0	10,670
APPLICATION FEE	6,487	24,853	1,531	8,231	0	41,102	0	41,102	0
REGISTRAR-SALES & SERVICE	8,783	14,400	1,205	660	0	25,048	0	25,048	0

Fort Hays State University  
Departmental Expenditures Summary  
Year Ended June 30, 2001

Schedule II

Name of Department	Expenditures					Total	Source of Funds		
	Salaries & Wages	Contractual Services	Commodities	Capital Outlay	Other		Unrestricted		Restricted
							General Use	Designated	Restricted
REGISTRAR AND ADMISSIONS									
SUB-TOTAL	709,928	193,463	15,195	26,162	0	944,748	864,628	66,150	13,970
TOTAL STUDENT SERVICES	2,583,088	910,016	134,076	78,990	-915	3,705,254	2,775,917	771,313	158,025
INSTITUTIONAL SUPPORT:									
PRESIDENTS OFFICE	411,031	93,075	7,895	10,232	0	522,232	522,232	0	0
PROVOST	236,193	27,906	8,558	168	0	272,825	272,825	0	0
PROVOST SALES AND SERVICE	158	3,465	6,734	0	259	10,616	0	10,616	0
V P FOR ADMIN & FINANCE	191,660	14,380	3,714	930	0	210,684	210,684	0	0
PRES OFC-CLEARING	0	3	0	0	0	3	0	3	0
FACULTY SENATE	1,907	4,290	378	0	0	6,575	6,575	0	0
V.P. FOR STUDENT DEVELOPMENT	156,803	11,878	1,409	785	0	170,875	170,875	0	0
CLASSIFIED SENATE	0	515	4,496	0	0	5,012	5,012	0	0
EXECUTIVE MANAGEMENT									
SUB-TOTAL	997,750	155,513	33,185	12,114	259	1,198,822	1,188,203	10,619	0
BUSINESS OFFICE	362,864	14,824	6,984	5,955	0	390,627	388,614	0	2,013
COMMERCE BANK CLEARING	0	1,071	0	0	0	1,071	0	1,071	0
BUSINESS OFFICE OVERTIME	13,346	0	0	0	0	13,346	13,346	0	0
LICENSING REVENUE	0	0	1,749	0	0	1,749	0	0	1,749
DEPT OF ADMINISTRATION CHARGES	0	14,719	0	0	0	14,719	14,719	0	0
BUSINESS OFFICE SERVICES	0	0	0	1,983	377	2,360	0	2,360	0
OVERHEAD COST RECOVERY	0	3,974	1,698	1,841	0	7,513	0	7,513	0
STUDENT FISCAL SERVICES	246,963	2,245	0	1,750	0	250,958	248,538	0	2,420
INTERNATIONAL TAX CLEARING	0	0	0	0	766	766	0	766	0
BUDGET & PLANNING	203,202	4,576	1,341	3,409	0	212,528	212,528	0	0
VPAF CONTROL	0	52,580	0	0	0	52,580	0	52,580	0
RESIDENTIAL LIFE COLLECTIONS	0	12	0	0	0	12	0	12	0
MISCELLANEOUS COLLECTIONS	0	1,085	0	0	0	1,085	0	1,085	0
VPAF VENDING	0	704	1,775	0	0	2,479	0	2,479	0
FISCAL OPERATIONS									
SUB-TOTAL	826,375	95,788	13,547	14,937	1,143	951,791	877,744	67,865	6,182



Fort Hays State University  
Departmental Expenditures Summary  
Year Ended June 30, 2001

Schedule II

Name of Department	Expenditures						Source of Funds		
	Salaries & Wages	Contractual Services	Commodities	Capital Outlay	Other	Total	Unrestricted		Restricted
							General Use	Designated	Restricted
FACULTY & STAFF DEVELOPMENT	0	24,375	42	0	0	24,417	24,417	0	0
RESEARCH ADMIN-FORSYTHE	0	4,046	45	0	0	4,091	0	4,091	0
EMPLOYEE RELATIONS OFFICE	39,237	170	1,893	1,498	0	42,797	42,797	0	0
PERSONNEL OFFICE	144,621	4,114	248	0	0	148,983	147,601	0	1,382
ADMIN STAFF DEVELOPMENT	0	3,252	1,445	0	0	4,697	4,697	0	0
ADMINISTRATIV PAYMNT CHARGES	0	57,646	4,280	0	0	61,925	0	61,925	0
TELEPHONE SERVICES	9,071	0	0	0	0	9,071	6,917	0	2,154
SICK LEAVE - RETIREES	541	0	0	0	0	541	541	0	0
AFFIRMATIVE ACTION OFFICE	28,399	1,368	2,190	0	0	31,957	31,957	0	0
VACATION - RETIREES	15	0	0	0	0	15	15	0	0
GENERAL INSTITUTIONAL EXPENSE	0	63,029	0	0	0	63,029	63,029	0	0
BANK COLLECTION COSTS	0	2,886	0	0	0	2,886	2,886	0	0
INCIDENTAL AND MISC FEES	0	4,577	0	0	0	4,577	4,577	0	0
TELEPHONE SERVICES	22,365	12,246	0	0	0	34,611	26,032	0	8,579
COMMUNICATION CONTROL	0	8,393	0	0	0	8,393	8,393	0	0
ISN CONTROL	0	36,050	0	0	0	36,050	36,050	0	0
GENERAL ADMINISTRATION SUB-TOTAL	244,248	222,150	10,142	1,498	0	478,039	399,909	66,016	12,114
ALUMNI AND LEG. RELATIONS	171,250	36,486	2,485	2,418	0	212,640	206,109	0	6,531
ALUMNI OVERTIME	19,119	0	0	0	0	19,119	19,119	0	0
ALUMNI SALES AND SERVICE	0	14,526	1,765	2,231	0	18,522	0	18,522	0
UNIVERSITY RELATIONS	252,774	41,769	7,891	7,512	0	309,947	302,335	0	7,611
UNIVERSITY RELATIONS SALES	0	108	120	0	0	228	0	228	0
ENDOWMENT	11,125	12,325	106	0	0	23,556	18,173	0	5,382
COMMENCEMENT	2,133	13,326	9,799	0	0	25,257	0	25,257	0
PARENTS DAY COMMITTEE	0	1,772	25	0	0	1,797	1,797	0	0
PERFORMING ARTS CENTER	41,502	1,466	0	0	0	42,968	42,968	0	0
PERF ARTS CENTER SALES & SERVICE	0	445	5,113	683	0	6,241	0	6,241	0
ENDOWMENT - CLEARING	5,080	29,698	4,556	1,052	0	40,387	0	0	40,387
ENDOWMENT - PAYROLL CLEARING	3,671	0	0	0	0	3,671	0	3,671	0

PUBLIC RELATIONS & DEVELOPMENT

**Fort Hays State University**  
**Departmental Expenditures Summary**  
**Year Ended June 30, 2001**

Schedule II

Name of Department	Expenditures						Source of Funds		
	Salaries & Wages	Contractual Services	Commodities	Capital Outlay	Other	Total	Unrestricted		Restricted
							General Use	Designated	
SUB-TOTAL	506,655	151,921	31,860	13,897	0	704,333	590,501	53,920	59,911
TOTAL INSTITUTIONAL SUPPORT	2,575,029	625,372	88,735	42,447	1,402	3,332,984	3,056,357	198,419	78,207
PHYSICAL PLANT:									
BUILDINGS MAINTENANCE	914,329	33,369	89,685	2,496	0	1,039,879	1,039,879	0	0
BUILDINGS MAINT OVERTIME	3,722	0	0	0	0	3,722	3,722	0	0
CUSTODIAL SALES & SERVICE	0	6	3,623	1,192	0	4,822	0	4,822	0
CUSTODIAL SERVICES	870,500	18,778	46,131	38,269	0	973,678	970,074	0	3,604
CUSTODIAL SERVICES OVERTIME	16,201	0	0	0	0	16,201	16,201	0	0
CUST. SERVICES - H & HP	332,352	2,454	18,002	44,037	0	396,845	393,755	0	3,090
CUST. SERVICES - H & HP OVERTIME	21,822	0	0	0	0	21,822	21,822	0	0
MOTOR POOL	36,467	0	0	0	0	36,467	36,467	0	0
MOTOR POOL-OVERTIME	673	0	0	0	0	673	673	0	0
GROSS COLISEUM RENT SERVICE	0	548	5,610	0	0	6,158	0	6,158	0
GROUNDS	415,379	7,101	22,939	8,505	0	453,924	453,924	0	0
GROUNDS-OVERTIME	8,257	0	0	0	0	8,257	8,257	0	0
PHYSICAL PLANT ADMINISTRATION	141,884	19,984	21,693	31,308	0	214,869	214,869	0	0
POWER PLANT	168,344	1,627	11,256	0	0	181,226	181,226	0	0
POWER PLANT-OVERTIME	3,878	0	0	0	0	3,878	3,878	0	0
UNIVERSITY POLICE	433,578	5,737	12,588	13,670	0	465,573	465,573	0	0
TRAFFIC & SECURITY OVERTIME	43,266	0	0	0	0	43,266	43,266	0	0
BYRNE MEMORIAL GRANT	0	3,600	0	0	0	3,600	0	0	3,600
LOCKSMITH	0	725	2,378	982	0	4,084	4,084	0	0
ENVIRONMENTAL SAFETY	0	7,764	2,205	0	0	9,969	9,969	0	0
PHYSICAL PLANT SALES & SERVICE	0	11,643	37,255	875	0	49,773	0	49,773	0
SOLID WASTE DISPOSAL CLEARING	0	37,049	7,140	17,910	500	62,598	0	62,598	0
GREENHOUSE	0	0	1,995	0	0	1,995	1,995	0	0
STERNBERG OPERATIONS	204,834	3,883	20,749	2,055	0	231,520	230,057	0	1,463
ARCHITECTURAL SERVICES	154,720	4,727	2,483	8,409	0	170,338	170,338	0	0
WIEST RENTAL	0	31,350	0	0	0	31,350	31,350	0	0
UTILITIES	0	1,410,415	27,800	23,947	0	1,462,162	1,462,162	0	0
UNION RENTAL	0	17,510	0	0	0	17,510	17,510	0	0
GU-CAPITOL IMPROVEMENTS		3,900	1,952	3,640		9,492	9,492		
GU-FIRE SYSTEM		5,037				5,037	5,037		



Fort Hays State University  
Departmental Expenditures Summary  
Year Ended June 30, 2001

Schedule II

Name of Department	Expenditures					Source of Funds			
	Salaries & Wages	Contractual Services	Commodities	Capital Outlay	Other	Total	Unrestricted		Restricted
							General Use	Designated	
TOTAL PHYSICAL PLANT	3,770,206	1,627,204	335,482	197,295	500	5,930,686	5,795,579	123,350	11,756
AIDS AND AWARDS:									
GRADUATE TEACHING ASSISTANTSHIPS	0	0	0	0	90,773	90,773	90,773	0	0
YOUTH ED. SERVICE	1,844	0	0	0	0	1,844	0	0	1,844
KANSAS COMPREHENSIVE GRANT	0	0	0	0	2,750	2,750	0	0	2,750
KANSAS CAREER WORKSTUDY	0	0	0	0	40,463	40,463	0	0	40,463
KCWS-ADMIN COSTS	0	0	436	0	0	436	0	0	436
EDUC OPPORTUNITY FEES	0	0	0	0	18,842	18,842	0	0	18,842
OUTSIDE SCHOLARSHIP FY2000	0	0	0	0	8,006	8,006	0	0	8,006
OUTSIDE SCHOLARSHIP FY2001	0	0	0	0	1,043,634	1,043,634	0	0	1,043,634
EOF - ALTERN. SPRING BREAK	857	0	0	0	0	857	0	0	857
EOF - SGA BOOK EXCHANGE	1,820	0	0	0	0	1,820	0	0	1,820
EOF - CULTURAL AFFAIRS COORDINATOR	2,700	0	0	0	0	2,700	0	0	2,700
EOF - DISABLTY SVS GRAD ASSISTANT	2,699	0	0	0	0	2,699	0	0	2,699
EOF - GVRNMTL RELAT. LIAISON	272	0	0	0	0	272	0	0	272
EOF - COMM SERV EVENTS COORDINATOR	857	0	0	0	0	857	0	0	857
EOF - RES LIFE PEER TUTORING	4,911	0	0	0	0	4,911	0	0	4,911
EOF - STU AFFAIRS GRAD ASSISTANT	1,500	0	0	0	0	1,500	0	0	1,500
EOF - STU OBSERV. DIRECTORS	963	0	0	0	0	963	0	0	963
EOF - STU RET & COMMUNITY OUTREACH	831	0	0	0	0	831	0	0	831
EDUC. OPPOR. GRANTS-SEOG	0	0	0	0	218,490	218,490	0	0	218,490
PELL GRANTS-FY 00	0	0	0	0	8,816	8,816	0	0	8,816
PELL GRANTS-FY 01	0	0	0	0	3,103,395	3,103,395	0	0	3,103,395
TOTAL AIDS AND AWARDS	19,255	0	436	0	4,535,169	4,554,860	90,773	0	4,464,087
GRAND TOTAL EDUCATIONAL and GENERAL EXPENDITURES	35,278,620	7,373,575	2,069,810	2,729,806	4,601,382	52,053,193	39,867,894	3,822,767	8,362,533
AUXILIARY ENTERPRISES:									
PARKING FEES	2,142	7,871	9,335	0	0	19,348	0	19,348	0
LLE BLOCK GRANT - 2000	0	0	0	8,713	0	8,713	0	0	8,713

Fort Hays State University  
Departmental Expenditures Summary  
Year Ended June 30, 2001

Schedule II

Name of Department	Expenditures						Source of Funds		
	Salaries & Wages	Contractual Services	Commodities	Capital Outlay	Other	Total	Unrestricted		Restricted
							General Use	Designated	
AGNEW HALL	89,510	161,405	15,660	1,480	0	268,054	0	268,054	0
CUSTER HALL	49,306	57,767	12,085	1,737	0	120,896	0	119,246	1,650
RESIDENTIAL LIFE ADMINISTRATION	381,599	112,358	38,501	1,560	0	534,018	0	527,657	6,361
COMMUTER MEAL SALES	0	23,429	0	0	0	23,429	0	23,429	0
MCMINDES HALL	232,987	803,618	73,236	8,273	0	1,118,115	0	1,113,165	4,950
MCMINDES HALL KITCHEN	12,888	6,041	6,509	3	0	25,442	0	25,442	0
LAUNDROMAT OPERATIONS	0	0	101	0	0	101	0	101	0
WIEST HALL	221,175	614,564	69,145	2,656	0	907,540	0	905,890	1,650
WIEST HALL KITCHEN	0	3,811	599	3	0	4,413	0	4,413	0
CHARLIE'S PLACE	0	110	0	0	0	110	0	110	0
WOOSTER PLACE	6,756	99,118	51,609	148	0	157,632	0	157,632	0
STUDENT HEALTH CENTER	325,603	43,948	80,559	2,380	0	452,489	0	452,489	0
S U ADMINISTRATION	215,845	21,632	10,195	1,182	0	248,854	0	248,854	0
UNION BUILDING MAINTENANCE	138,261	135,292	42,148	354	0	316,055	0	314,406	1,649
UNION FOOD SERVICE	0	5,706	12,619	0	0	18,325	0	18,325	0
UNION RECREATION AREA	21,841	2,775	729	0	0	25,344	0	24,196	1,149
UNION-CARD CENTER	13,040	0	667	1,065	0	14,772	0	14,772	0
TIGER TOTS	46,440	404	6,733	0	0	53,577	0	53,577	0
<b>TOTAL AUXILIARY ENTERPRISES</b>	<b>1,757,394</b>	<b>2,099,849</b>	<b>430,430</b>	<b>29,554</b>	<b>0</b>	<b>4,317,227</b>	<b>0</b>	<b>4,291,105</b>	<b>26,121</b>
<b>GRAND TOTALS</b>	<b>37,036,014</b>	<b>9,473,424</b>	<b>2,500,240</b>	<b>2,759,361</b>	<b>4,601,382</b>	<b>56,370,420</b>	<b>39,867,894</b>	<b>8,113,872</b>	<b>8,388,655</b>



**FORT HAYS STATE UNIVERSITY**  
**UNEXPENDED PLANT FUNDS SUMMARY**  
**Year Ended June 30, 2001**

Department Name	Balance 07-01-00	Prior Year Payments	Encumbrance Balances	Current Year Encumbrances	Current Year Payments	Balance 6-30-01
Grounds R&R	(45,787)	45,787	0	(328)	328	(0)
Witt-ADA	(119)	119	0	294	(294)	0
Witt-R & R	(22,790)	22,790	0	0	0	0
Custer R&R	0	0	0	0	0	0
Campus-R & R	(153,818)	153,818	0	(17,934)	5,315	(12,619)
Rarick Telecom	0	0	0	0	0	0
Campus-Classroom	0	0	0	0	0	0
Campus-ADA	(458,776)	458,776	0	(31,307)	12,949	(18,358)
Campus Fire Safety	0	0	0	(6,440)	6,440	0
Picken-ADA	(175)	175	0	0	0	0
Picken-R & R	(33,530)	32,136	(1,394)	0	0	(1,394)
Sheridan R&R	0	0	0	0	0	0
McCartney Fire & Safety	(869)	869	0	0	0	0
McCartney-R&R	(1,704)	1,704	0	0	0	0
McCartney Classrooms	(2,954)	2,954	0	(849)	133	(716)
McCartney-Remodelling	(58,961)	46,851	(12,110)	(528,823)	253,006	(287,927)
Albertson R&R	0	0	0	(3,713)	0	(3,713)
Albertson-Classroom	(3,399)	3,399	0	(655)	655	0
Albertson-Remodelling	(322,349)	322,349	0	(60,598)	60,281	(317)
Davis-R & R	(25,028)	25,028	0	0	0	0
Davis-Classroom	150	(150)	0	(13,928)	13,928	0
Martin-Allen ADA	0	0	0	0	0	0
Martin-Allen Remodelling	0	0	0	0	0	0
Malloy-R&R	0	0	0	(170,752)	16,357	(154,395)
Malloy-Classrooms	(6,781)	6,781	0	(6,106)	1,953	(4,153)
Forsyth R&R	0	0	0	0	0	0
Cunningham R&R	0	0	0	0	0	0
Cunningham Classrooms	0	0	0	(1,666)	1,666	0
Stroup Classrooms	(171)	171	0	(4,822)	4,822	0
Rarick Fire Safety	(3,277)	3,277	0	0	0	0
Rarick-R & R	0	0	0	0	0	0
Rarick-Classrooms	(5,059)	5,059	0	(67,643)	66,495	(1,148)
Mediated Classrooms	(8,488)	8,488	0	(843)	843	0
Fall '98 Media Classrooms	0	0	0	0	0	0
Albertson-Media Classrms	(57)	57	0	(59)	59	0
Stroup Media Classrooms	(15,197)	15,197	0	(14,603)	14,603	0
Rarick-Mediated	(2,509)	2,509	0	(81,324)	63,488	(17,836)
McCartney Mediated	0	0	0	(16,326)	16,326	0
Picken Mediated	0	0	0	(21,247)	21,247	0
Davis Mediated	0	0	0	(6,037)	6,037	0
<b>Total</b>	<b>(1,171,648)</b>	<b>1,155,635</b>	<b>(13,504)</b>	<b>(1,055,708)</b>	<b>566,636</b>	<b>(502,575)</b>

Notes: Crumbling Classroom moneys are encumbered. Cash is drawn when spent.

**FORT HAYS STATE UNIVERSITY**  
**REMODELING AND ADDITIONS SUMMARY**  
**Year Ended June 30, 2001**

Department Name	Appropriations			Expenditures	Encumbrances	Balance 06-30-01
	Balance 07-01-00	Receipts Transfers	Funds Available			
Parking Lot Repair	0	213,816	213,816	213,816	0	0
F97 Lead/Asbestos Consult.	0	118	118	0	0	118
FY98 Roof Repair	50	0	50	50	0	0
Campus Entrance Modification	18,269	0	18,269	0	0	18,269
Campus Exterior Imprvmnts.	24,959	0	24,959	0	0	24,959
Campus Asbestos - IV	(44)	0	(44)	0	0	(44)
F97 Campus Exterior Imprvmt	26,430	0	26,430	11,274	2,440	12,717
F99 HVAC Repair	363	0	363	363	0	0
F99 Misc. Roof Repair	278	(278)	0	0	0	0
F99 Exterior Lighting	0	850	850	0	0	850
F99 Cleaning/Waterproofing	23	(23)	0	0	0	0
F99 Utility Meters	(46)	787	741	0	0	741
F99 Utility Tunnels	31	(31)	0	0	0	0
F99 Picken Oil/SW Replace.	12,095	(2,208)	9,887	9,887	0	(0)
FY00 Stone Replce Sheridan	450	3,434	3,884	450	0	3,434
FY00 Gustad Bridge Replace.	120,000	0	120,000	120,000	0	0
FY00 Stroup Chiller Replace.	9,998	(9,410)	588	588	0	0
FY00 Cunn. Hall Exp. Jt. Repl.	30,626	17,487	48,113	48,113	0	0
FY00 Campus Carpet Repl.	(4,035)	4,035	0	0	0	0
FY00 Misc Roof Repairs	4,616	4,114	8,730	4,616	0	4,114
FY00 Campus Sidewalk Repl.	8,377	0	8,377	718	0	7,659
FY00 Campus Asbestos Repl.	10,703	0	10,703	10,703	0	0
FY00 HVAC R & R	662	0	662	662	0	0
FY00 Campus Ext. Lighting	20,000	(20,000)	0	0	0	0
F01 Sheridan Shingle Replac.	0	39,480	39,480	39,480	0	0
F01 Davis Masonry	0	45,625	45,625	45,625	0	(0)
F01 CH/Gross Hardware Repl.	0	55,000	55,000	1,018	31,678	22,305
F01 Campus Carpet Replac.	0	10,965	10,965	9,852	0	1,113
F01 Misc. Roof Repair	0	20,000	20,000	3,039	0	16,961
F01 Campus Sidewalks	0	20,000	20,000	605	0	19,395
F01 Campus Asbestos	0	10,000	10,000	6,625	0	3,375
F01 HVAC Repairs	0	20,000	20,000	20,000	0	0
F01 Chiller Replacement	0	115,000	115,000	111,523	3,477	0
F01 CH/Gross Lighting	0	45,000	45,000	45,000	0	0
F01 Sheridan Emergency	0	40,000	40,000	4,945	5,360	29,695
F01 Custer Sewage Lift Statio	0	25,799	25,799	0	23,484	2,315
F01 CH Gym 120 Floor	0	74,635	74,635	74,635	0	0
F01 Motor Pool Roof	0	36,879	36,879	531	33,525	2,823
<b>Total</b>	<b>283,805</b>	<b>771,074</b>	<b>1,054,879</b>	<b>784,117</b>	<b>99,964</b>	<b>170,798</b>

The Appropriations, Receipts and Transfers consists of \$548,000 from the Board of Regents,  
\$213,816 from Parking Fees,  
\$9,257.26 from Prior year Encumbrance Adjustments,



## FORT HAYS STATE UNIVERSITY

Schedule V

DETAIL OF FUND BALANCES  
Year Ended June 30, 2001

Fund Name	Current Funds			Loan Funds	Plant Funds			
	Unrestricted		Restricted		Unexpended Plant Funds	Remodeling & Additions	Retirement of Indebtedness	Investment in Plant
	General Use	Designated Use						
General Fees Fund	206,671							
Equipment Reserve Fund		38,700						
Wildlife Art Fund		4,802						
Oil and Gas Royalties Fund		7,084						
Parking Fees Fund		50,899						
Restricted Fees Fund		1,430,752	373,355					
Commencement Fees Fund		24,911						
Institutional Overhead Fund		41,163						
Economic Opportunity Act-Federal			16,586					
Health Fees Fund		21,585						
Student Union Fees Fund		457,986						
Housing System Revenue Fund		331,856						
Housing System Bond & Interest								
Sinking Fund		0						
Pledged Housing Suspense Fund		665,243						
Health Professions Student								
Assistance Program Fund				5,717				
National Direct Student Loan Fund				538,862				
Impact Program-Sykes Grant			11,697					
Kansas Career Workstudy Fund			1,584					
Major Repairs Fund						170,798		
Regents R&R (Crumbling Class.)					(502,575)			
Investment in Plant (Net)								76,098,664

## FORT HAYS STATE UNIVERSITY

Schedule V

DETAIL OF FUND BALANCES  
Year Ended June 30, 2001

Fund Name	Current Funds			Loan Funds	Plant Funds			
	Unrestricted		Restricted		Unexpended Plant Funds	Remodeling & Additions	Retirement of Indebtedness	Investment in Plant
	General Use	Designated Use						
Lewis Field Renovation								
Principal & Interest Fund							4,508	
Reserve Fund							120,000	
Revenue Fund		110,946						
Surplus Fund							67,691	
Depreciation & Replacement Fund							35,000	
Housing System Renovation & Refund								
Project Fund								
Principal & Interest Fund							1,546	
Depreciation & Replacement Fund							100,000	
Reserve Fund							232,517	
Deduct: Excess of Receipts			(403,222)					
TOTAL FUND BALANCES	206,671	3,185,927	0	544,579	(502,575)	170,798	561,262	76,098,664



**FORT HAYS STATE UNIVERSITY**  
**RESTRICTED-CURRENT FUND DEPARTMENTS**  
**Year Ended June 30, 2001**

Schedule VI

Account Number	Account Name	Balance 07-01-00	Receipts	Expen- ditures	Encum- brances	Non Expense Items	Balance 06-30-01
110222	Business SBI	3,091	0	0	0	0	3,091
110292	Economics, Special Project	7,450	2,447	1,499	274	0	8,124
114092	Technology Equip--BOR	35,670	0	28,111	12,095	0	(4,536)
116182	NSF Career Grant-Chem.	78,486	20,491	65,168	0	12,489	21,320
116242	Baffin Bay Modeling Grant	242	(230)	12	0	0	0
116282	GIS- Ergo Operation Acct.	0	63,526	22,403	0	0	41,122
116362	Mexico Trip-Schuhl	0	4,956	4,956	0	0	0
116392	R9 Survey Grant	(617)	3,885	3,269	0	0	(0)
116432	Honors Academy	3,156	0	157	0	0	2,998
116542	Physics-Preserv. K-9 Grant	5,090	0	5,090	0	0	0
116572	Physics-K-3 Science Teach.	1	0	0	0	0	1
116592	Eisenhower Grant-Int. Math	36,374	0	34,792	0	0	1,582
116612	Physics C3P Eisenhower G	4,976	(4,976)	0	0	0	0
116622	OPPS Grant-Louisiana St.	(5,000)	5,000	5,739	0	0	(5,739)
116682	Family Development Serv.	4,319	8,543	9,877	0	0	2,985
116702	Respect Grant	5,758	0	406	0	0	5,352
116802	Eisenhower Grant-Proj. Iris	0	51,359	20,753	0	0	30,606
117042	Spec Ed Cont Imprvmnt Grt	0	23,750	0	0	0	23,750
117422	Proj. Engage Grant- Edu.	1,500	0	172	0	0	1,328
117432	Eisenhower Grant-Finds	0	49,207	5,877	0	0	43,330
118012	KUMC-CNM Grant	13,118	52,710	53,540	0	0	12,288
118022	Nursing-KHF-Supp.	9,890	0	222	0	0	9,668
118052	Nursing-KDHE Grant	699	10,045	4,892	0	0	5,852
118062	Nursing-FNP Traineeship	0	27,000	27,000	0	0	0
118092	Nursing-HMC	(12,077)	25,540	26,201	0	0	(12,738)
118112	Republican River	9	0	9	0	0	0
118122	Western Ks. Survey	4,612	0	3,039	0	0	1,573
118132	Thomson-Bio Sci	7,904	10,000	13,027	2,750	0	2,127
118142	Thomson-Comm Disorders	257	14,000	14,392	0	0	(135)
118152	Thomson Trust-Dr. Fern.	0	0	0	0	0	0
118162	Herndon Clinic	31,003	26,229	22,273	508	0	34,451
118172	Thomson-Allied Health	(9,712)	14,000	4,149	0	0	139
118202	Exercise Physiology Lab	8,096	8,295	8,001	1,654	0	6,735
118232	Thomson-Hlth/Life	1,246	5,000	2,274	0	0	3,972
118242	Rock Wren Research Grant	(2,198)	2,200	0	0	0	2
118252	Bio Science-Trout Fishery	(15,599)	22,730	10,857	0	0	(3,726)
118262	Bio Science-Topeka Shiner	1,109	0	110	0	0	999
118312	Healthcare Reform Grant	15,767	0	15,443	0	0	324
118322	Comm Disorders-Spec Evnt	0	960	448	0	0	512
118332	Comm Disorders-Masonic	0	67,599	67,599	0	0	0
118352	Bio Sci-Neosho River	4,642	8,788	7,096	0	0	6,334
118382	Bio Sci. USAF Paleo Grant	(262)	0	0	0	0	(262)
118402	KCARE Grant	(1,539)	7,957	6,418	0	0	0

**FORT HAYS STATE UNIVERSITY**  
**RESTRICTED-CURRENT FUND DEPARTMENTS**  
**Year Ended June 30, 2001**

Schedule VI

Account Number	Account Name	Balance 07-01-00	Receipts	Expen- ditures	Encum- brances	Non Expense Items	Balance 06-30-01
118422	Physical Connection Grant	2,945	8,100	2,565	0	0	8,480
118432	Physical Therapy Clinic	0	5,650	5,650	0	0	0
118442	Bio Sci-Wildflower Seed	0	2,344	1,857	0	0	487
118452	Bio Sci-Z Bar Ranch Grant	0	13,000	6,770	0	0	6,230
118472	Bio Sci-Rattlesnakes Grant	0	8,710	7,969	0	0	741
118482	Bio Sci-Rehab Workshops	0	0	554	0	0	(554)
118532	Bio Sci-Swan Meeting	0	14,751	14,751	0	0	0
118542	Physl Thrpy Clinic NWKAA	0	8,265	5,004	0	0	3,261
118562	Nursing-Nightingale Grant	0	3,800	0	0	0	3,800
156222	Math Project-Veed	2,914	0	0	0	0	2,914
157032	Tech-Studies Workshop	3,024	0	0	0	0	3,024
158222	Special Projects in HHP	2,387	4,305	3,376	0	0	3,316
223602	Swift Foxes - Choate	1,011	0	378	0	0	633
223662	Cimmarron Grasslands	2,491	0	2,491	0	0	0
223682	Comanche Grasslands	8,407	0	2,036	0	0	6,371
226562	Space Consortium	(5,890)	11,990	15,159	0	0	(9,059)
228602	Bat Research	81	0	81	0	0	0
226582	Osborne Co. Map	1,453	3,000	311	0	0	4,142
228632	Land Rental - Spaulding	11	0	0	0	0	11
228642	Smoky Hills Weapon Range	3,854	0	0	0	0	3,854
228652	River Minnows-Wenke	306	0	0	0	0	306
228662	Slate Creek - Nicholson	316	0	0	0	0	316
320742	SBD Center	(20,119)	149,722	124,396	678	3,262	1,266
321622	Kansas Teleservices Proj.	5,647	(5,647)	0	0	0	(0)
322422	KSBDC	278,990	1,082,382	1,441,446	972	5,419	(86,464)
323102*	Sykes Impact Grant-KDOC	36,778	139,334	0	0	164,415	11,697
322502	Info Enterprise Institute	3,460	45,422	43,074	0	0	5,808
323752	Fish ID-Eberle	5,417	11,815	9,544	0	0	7,688
325402	KHF-Univ for Comm Servic	0	25,000	17,184	0	0	7,816
325552	Americorps Grant	(6,281)	160,978	157,440	40	0	(2,783)
326222	Ethnic Heritage Students	183	0	0	0	0	183
328012	Senior Companion Program	80,000	301,306	381,306	0	0	0
329212	SCP-Information Referral	104,782	56,906	52,519	0	0	109,169
329222	Foster Grandparents Match	2,011	3,509	1,783	0	0	3,737
329232	Foster Grandparent Progra	38,930	86,400	122,893	0	0	2,437
357342	Grant for Gifted-K. Smith	1,666	0	0	0	0	1,666
357452	Multicultural Education	754	0	0	0	0	754
357472	Title IV	2,358	0	0	0	0	2,358
412042	Library-Cecil Curry Fund	(23)	1,000	0	0	0	977
423042	Museum Sales & Service	(259)	85,604	92,024	122	0	(6,801)
423062	IMS	108	0	108	0	0	0
423112	Sternberg-Ks Art Grant	0	7,500	16,116	0	0	(8,616)
426032	Bird Range	550	0	0	0	0	550



**FORT HAYS STATE UNIVERSITY**  
**RESTRICTED-CURRENT FUND DEPARTMENTS**  
**Year Ended June 30, 2001**

Schedule VI

Account Number	Account Name	Balance 07-01-00	Receipts	Expen- ditures	Encum- brances	Non Expense Items	Balance 06-30-01
443012	FIPSE Equipment Grant	0	0	107,222	157,999	0	(265,221)
452082	CTELT-Education Grant	6,462	901	1,175	0	0	6,189
452122	CTELT Grants	0	6,750	221	0	0	6,529
535092	Veterans Administration	1,706	4,376	3,470	0	0	2,612
543022	Admin. Allow. Loan & Grant	216,878	126,131	84,350	30	0	258,628
543032	Financial Aid Miscellaneous	2,453	5,968	8,947	125	0	(651)
623022	Licensing Revenue	19,830	4,162	1,749	0	0	22,243
623142	Misc. Grants Receivable	(25,295)	14,217	0	0	0	(11,078)
623182	Misc. Grants Receivable	31,472	10,058	0	0	0	41,530
623242	NSF Grants Receivable	(103,890)	52,541	0	0	0	(51,349)
675162	Endowment -Clearing	(5,405)	46,285	40,387	0	0	493
703192	Byrne Memorial Grant	(4,317)	9,600	3,600	0	0	1,683
815022	Ks. Scholarships	0	70,607	0	0	70,607	0
815032	Voc. Ed. Scholarships	0	2,500	0	0	2,500	0
815042	Ks. Nursing Scholarships	0	10,500	0	0	10,500	0
815052	Youth Ed. Services	1,052	5,473	1,844	0	0	4,681
815062	Ks. Supplemental Grant	6,282	401,037	2,750	0	404,480	89
815072 *	College Work Study	16,025	463,992	463,431	0	0	16,586
815122 *	Kansas Career Work Study	0	40,463	40,463	0	0	0
815132 *	KCWS-Administrative Costs	2,345	(325)	436	0	0	1,584
815142	Ed. Opportunity Fees	17,131	40,104	36,253	0	0	20,982
815152	Ks. Teaching Scholarships	0	40,000	0	0	40,000	0
815162	Ks. Minority Scholarships	0	15,013	0	0	15,013	0
815182	Outside Scholarship FY00	1,306	6,700	8,006	0	0	(0)
815192	Outside Scholarship FY01	18,675	1,023,523	1,043,634	0	1,274	(2,710)
815302	Outside Scholarship FY02	0	15,295	0	0	0	15,295
835042 *	SEOG Grants	0	242,695	218,490	0	24,205	0
835082 *	Pell Grants FY00	0	8,816	8,816	0	0	0
835092 *	Pell Grants FY01	0	3,103,395	3,103,395	0	0	0
913652	LLE Block Grant-2000	9,000	1,000	8,713	0	0	1,287
913622	LLE Block Grant	(321)	995	0	0	0	674
<b>Total</b>		<b>1,007,112</b>	<b>8,538,927</b>	<b>8,211,405</b>	<b>177,248</b>	<b>754,164</b>	<b>403,222</b>

\* Not in Restricted Fees Fund.

The 07-01-00 Balance was adjusted for changes and/or revisions from the prior year.

The College Work Study Expenditures Excludes \$1275.64 spent in Service Clearing

**FORT HAYS STATE UNIVERSITY**  
**Statement of Outstanding Bonds**  
**June 30, 2001**

Description of Bonds	Date Of Issue	Years to Maturity	Amount Of Original Issue	Bonds Retired to 6-30-2001	Bonds Outstanding as of 6-30-2001	Bonds Maturing 2000-2001	Revenues Pledged
KDFA Lewis Field Stadium Revenue Bonds: Series C 1993	3-1-93	7	\$1,200,000.00	\$465,000.00	\$735,000.00	\$70,000.00	See Footnote #3
KDFA Housing System Refunding and Renovation Revenue Bonds: Series E, 1994	11-1-94	9	\$2,155,000.00	\$585,000.00	\$1,570,000.00	\$105,000.00	See Footnote #1
Totals			\$3,355,000.00	\$1,050,000.00	\$2,305,000.00	\$175,000.00	

Footnote #1: The net revenues of the Housing System, which includes the residence halls, and married student apartments, is pledged toward the payment of interest and principal on these bonds.

Footnote #2: A fee of \$1.00 per credit hour (on campus) up to and including 15 hours is currently being assessed each student as a Lewis Field Renovation Bond Fee.



**FORT HAYS STATE UNIVERSITY  
DESCRIPTION OF OUTSTANDING BONDS**

**Schedule VIIa**

A. The KDFA Series C 1993, bonds are described as follows:

- (1) Designation: Kansas Development Finance Authority Lewis Field Stadium Renovation Revenue Bonds, Series E, 1993.
- (2) Date: March 1, 1993.
- (3) Principal Amount: \$1,200,00.0
- (4) Description, Maturity Dates and Interest Rates of Bonds: The bonds shall consist of fully registered certificated bonds in denominations of \$5,000 or integral multiples thereof not exceeding the principal amount of the bonds maturing on any principal payment date, and shall be numbered in such manner as the Bond Registrar shall determine. The bonds shall be dated March 1, 1993, shall become due on the principal payment dates in the years and in the respective principal amounts (subject to prior redemption as hereinafter provided), and shall bear interest at the rates per annum, as follows:

Serial Bonds:	<u>Maturity Date</u>	<u>Principal Amount</u>	<u>Interest Rate</u>
	April 1, 1994	\$45,000	3.25%
	April 1, 1995	\$50,000	3.50%
	April 1, 1996	\$50,000	3.75%
	April 1, 1997	\$55,000	4.00%
	April 1, 1998	\$60,000	4.40%
	April 1, 1999	\$65,000	4.70%
	April 1, 2000	\$70,000	5.00%
	April 1, 2001	\$70,000	5.20%
	April 1, 2002	\$75,000	5.35%
	April 1, 2003	\$80,000	5.50%
	April 1, 2004	\$80,000	5.65%
Term Bonds:	<u>Maturity Date</u>	<u>Principal Amount</u>	<u>Interest Rate</u>
	April 1, 2008	\$500,000	6.00%

Interest on the bonds at the rates aforesaid (computed on the basis of a 360-day year of twelve 30-day months) from the most recent interest payment date to which interest has been paid or duly provided for, shall be payable on the interest payment dates, to the owners thereof as their names appear on the registration books maintained by the Bond Registrar at the close of business on the record dates.

- (5) Redemption Provisions: The bonds maturing in the years 1994 through 2003, inclusive, shall not be subject to call for redemption and payment prior to the respective maturities. The bonds maturing April 1, 2004, and thereafter, shall be subject to redemption and payment prior to maturity, at the option of the issuer, and upon instructions from the board, on and after April 1, 2003, as a whole at any time or in part on any interest payment date at the redemption price of 100% (expressed as a percentage of the principal amount), plus accrued interest thereon to the date of redemption. Each of the Term Bonds shall also be subject to mandatory redemption and payment on April 1, 2005, or on any Principal Payment date thereafter, pursuant to the redemption schedule hereinafter set out, at the principal amount thereof, plus accrued interest thereon to date fixed for redemption and payment, without premium. The authority hereby agrees to redeem the following principal amounts of the Term Bonds on each of the Principal Payment Dates:

AMOUNT	PAYMENT DATE
\$85,000	April 1, 2005
\$95,000	April 1, 2006
\$100,000	April 1, 2007
\$220,000	April 1, 2008

B. The KDFA Series E 1994, bonds are described as follows:

- (1) Designation: Kansas Development Finance Authority Housing System Refunding and Renovation Revenue Bonds, Series E, 1994.
- (2) Date: November 1, 1994.
- (3) Principal Amount: \$2,155,000.
- (4) Description, Maturity Dates and Interest Rates of Bonds: The bonds shall consist of fully registered certificated bonds in denominations of \$5,000 or integral multiples thereof. The bonds shall be dated November 1, 1994 and will mature, subject to prior redemption, in the years and amounts and shall bear interest at the rates per annum, as follows:

Serial Bonds:	<u>Maturity Date</u>	<u>Principal Amount</u>	<u>Interest Rate</u>
	October 1, 1995	\$85,000	4.75%
	October 1, 1996	\$90,000	5.00%
	October 1, 1997	\$95,000	5.25%
	October 1, 1998	\$100,000	5.40%
	October 1, 1999	\$105,000	5.60%
	October 1, 2000	\$110,000	5.75%
	October 1, 2001	\$120,000	5.80%
	October 1, 2002	\$125,000	6.00%
	October 1, 2003	\$130,000	6.00%
	October 1, 2004	\$140,000	6.10%
	October 1, 2005	\$150,000	6.30%
	October 1, 2006	\$160,000	6.40%
	October 1, 2007	\$170,000	6.50%
	October 1, 2008	\$180,000	6.50%
	October 1, 2009	\$395,000	6.60%

Interest on the bonds at the rates aforesaid (computed on the basis of a 360-day year of twelve 30-day months) from the most recent interest payment date to which interest has been paid or duly provided for, shall be payable on the interest payment dates, to the owners thereof as their names appear on the registration books maintained by the Bond Registrar as of the fifteenth day of the month preceding the Interest Payment Date in which such interest payment is due.

- (5) Redemption Provisions: The bonds maturing in the years 1995 through 2002, inclusive, shall not be subject to call for redemption and payment prior to the respective maturities. The bonds maturing October 1, 2003, and thereafter, shall be subject to redemption and payment prior to maturity, at the option of the issuer, as a whole at any time or in part on any interest payment date at the redemption price of 100% (expressed as a percentage of the principal amount), plus accrued interest thereon to the date of redemption.



**FORT HAYS STATE UNIVERSITY**  
**Summary of Bond Indebtedness**  
**Current Payment Schedule as of June 30, 2001**

Schedule VIIb

Year Ended 06-30-	-----Housing Renovation & Refund-----		
	Principal	Interest	Annual Debt Service
Date of Issue: November 1, 1994, Series E 1994			
2002	120,000.00	95,830.00	215,830.00
2003	125,000.00	88,600.00	213,600.00
2004	130,000.00	80,950.00	210,950.00
2005	140,000.00	72,780.00	212,780.00
2006	150,000.00	63,785.00	213,785.00
2007	160,000.00	53,940.00	213,940.00
2008	170,000.00	43,295.00	213,295.00
2009	180,000.00	31,920.00	211,920.00
2010	395,000.00	13,035.00	408,035.00
	<u>1,570,000.00</u>	<u>544,135.00</u>	<u>2,114,135.00</u>

Year Ended 06-30-	-----Lewis Field Renovation-----		
	Principal	Interest	Annual Debt Service
Date of Issue: March 1, 1993, Series E 1993			
2002	75,000.00	42,932.50	117,932.50
2003	80,000.00	38,920.00	118,920.00
2004	80,000.00	34,520.00	114,520.00
2005	85,000.00	30,000.00	115,000.00
2006	95,000.00	24,900.00	119,900.00
2007	100,000.00	19,200.00	119,200.00
2008	220,000.00	13,200.00	233,200.00
	<u>735,000.00</u>	<u>203,672.50</u>	<u>938,672.50</u>

**FORT HAYS STATE UNIVERSITY**  
**LAND VALUES**  
**Year Ended June 30, 2001**

Schedule VIII

<b>Legal Description</b>	<b>Date of Acquisition</b>	<b>Acreage</b>	<b>Value</b>
Sec. 1, T14, R19, Ellis Co.	1901	632.0	12,800
Sec. 6, T14S, R18W, Ellis Co.	1901	601.4	19,200
Sec. 31, T13S, R18W, Ellis Co.	1901	607.2	23,000
Sec. 36, T13S, R19W, Ellis Co.	1901	640.0	12,800
NW1/4 Sec. 5, T14S, R18W, Ellis Co.	1901	51.4	5,010
SW1/4 Sec. 32, T13S, R18W, Ellis Co.	1901	170.2	10,960
E1/2 Sec. 7, T13S, R18W, Ellis Co.	1901	316.6	9,600
NE1/4 Sec. 18, T14S, R18W, Ellis Co.	1901	149.6	6,200
W1/2 Sec. 8, T14S, R18W, Ellis Co.	1901	320.0	12,800
NW1/4 Sec. 17, T14S, R18W, Ellis Co.	1901	160.0	4,740
SW1/4 Sec. 32, T13S, R18W, Ellis Co.	1901	111.8	6,820
NE1/4 Sec. 5, T14S, R18W, Ellis Co.	1901	185.0	15,600
S1/2 of NW1/4 Sec. 32, T14S, R18W, Ellis	1901	47.0	1,880
Razing of Lewis Field Bldgs	1968		6,030
Razing of Men's Gym	1974		7,600
Demolition of Power Plant Smokestack	1976		5,213
Demolition of Rarick Hall	1978		11,413
Lot 5	1991		6,100
Lot 6	1991		13,070
Lot 5 and 6--Sec. 27, T13, R18, Ellis Co.	1991	23.0	20,950
Metro Village	1991	0.5	23,910
<b>TOTALS</b>		<b>4015.7</b>	<b>235,696</b>



**FORT HAYS STATE UNIVERSITY**  
**BUILDING VALUES**  
**Year Ended June 30, 2001**

<b>Building</b>	<b>Date of Acquisition</b>	<b>Value</b>
Picken Hall	1904	1,733,002.15
Martin Allen Hall	1905	551,749.90
Sheridan Hall	1916	8,677,385.66
Custer Hall	1922	1,115,526.10
Memorial Union	1923	2,456,984.85
McCartney Hall	1926	823,682.53
Albertson Hall	1928	1,546,561.00
Power Plant	1932	58,786.14
Lewis Field Stadium	1937	1,355,605.64
University Farm Building	1938	539,190.55
Davis Hall	1952	889,318.90
President's Residence	1954	133,626.98
Agnew Hall	1955	1,097,254.04
Witt Building	1960	428,115.72
Wiest Hall	1961	3,216,229.47
Wooster Place	1961	938,193.66
McMindes Hall	1963	2,920,190.21
Malloy Hall	1965	1,257,854.71
Forsyth Library	1966	1,626,980.44
Power Plant (New)	1967	832,632.34
R.U. Brooks Service Building	1968	283,245.20
Cunningham Hall & Gross Memorial Coliseum	1974	7,296,305.00
New Rarick Hall	1979	5,174,678.40
Stroup Hall	1980	1,537,530.02
Heather Hall	1981	378,057.76
Metrodome	1991	3,081,547.73
Utility Building Lot 5	1991	8,660.00
Utility Building Lot 6	1991	10,230.00
Tomanek Hall	1993	10,167,907.96
Total Value of Buildings		<u>60,137,033.06</u>

**AGENCY FUND BALANCES**  
**Year Ended June 30, 2001**

ORGANIZATION	BALANCE 06-30-00	RECEIPTS	EXPENDI- TURES	BALANCE 06-30-01
ACTIVITIES-MONEY MARKET PLUS	(13,283.34)	0.00	0.00	(13,283.34)
ADVANCE TECHNOLOGY STUDENT ORG	(59.60)	1,451.33	1,254.76	136.97
A E RHO BROADCASTING	138.78	0.00	0.00	138.78
AGNEW HALL	117.35	2,059.00	2,067.14	109.21
AGNEW HALL STAFF	23.35	168.00	102.16	89.19
ALPHA KAPPA PSI	224.54	11,641.71	10,414.58	1,451.67
ALPHA LAMBDA DELTA	220.29	1,413.10	1,413.27	220.12
ALPHA PSI OMEGA	195.93	0.00	0.00	195.93
AMER SOCIETY OF INTERIOR DESIGNERS	42.80	595.00	420.00	217.80
ASSN OF RADIOLOGY TECH STUDENTS	(670.28)	1,011.69	410.13	(68.72)
ASTRONOMY CLUB	291.46	60.00	0.00	351.46
BACCHUS	365.76	0.00	0.00	365.76
BAND ACTIVITIES	58.18	2,855.37	2,589.48	324.07
BLACK STUDENT UNION	14.02	0.00	0.00	14.02
CATHOLIC CAMPUS CENTER	17.85	0.00	17.85	0.00
CHAMPS	61.77	0.00	0.00	61.77
CHEMISTRY CLUB	2,671.44	4,317.51	4,218.69	2,770.26
CHINESE STUDENTS ASSOCIATION	24.54	0.00	24.54	0.00
CHORAL ACTIVITIES	0.00	338.35	55.50	282.85
CMENC	785.90	527.70	522.09	791.51
COLLEGIATE DEMOCRATS	141.87	15.00	154.18	2.69
COLLEGIATE REPUBLICANS	130.29	0.00	0.00	130.29
COMMUNICATIONS ACTIVITIES	(421.94)	301.79	0.00	(120.15)
COMMUNICATIONS CLUB	120.51	6,389.12	6,380.90	128.73
COUNSELORS/FUTURE	161.18	0.00	48.92	112.26
CREATIVE ARTS SOCIETY	158.66	937.36	466.83	629.19
CUSTER HALL	1,611.46	1,601.55	1,607.33	1,605.68
CUSTER & MCGRATH HALL STAFF	88.54	105.17	107.15	86.56
DAWN CARE	15,123.93	15,803.60	24,063.57	6,863.96
DISC	670.29	447.54	628.66	489.17
DELTA TAU ALPHA	1,240.37	658.00	391.63	1,506.74
ENDOWMENT LOAN CLEARING	0.00	0.00	0.00	0.00
ENGLISH CLUB	1,298.69	1,331.44	2,338.07	292.06
ENROLLMENT FEE SUSPENSE	16,997.07	0.00	0.00	16,997.07
EPSILON PI TAU	666.95	28.00	35.93	659.02
FEE SUSPENSE #2	0.00	0.00	0.00	0.00
FEE SUSPENSE AESL	0.00	0.00	0.00	0.00
FEE SUSP-INTERNATIONAL STUDENT	(16,997.07)	0.00	0.00	(16,997.07)
FACULTY MEN'S CLUB	15.00	0.00	0.00	15.00
FACULTY REVOLVING FUND	3,022.86	13,159.50	11,853.60	4,328.76
FHANS CLUB	982.28	35.00	180.79	836.49
FINANCIAL MNGMNT. ASSOC.	1,333.83	1,694.73	2,109.40	919.16
FOREIGN STUDENT AFFAIRS	163.44	0.00	0.00	163.44
FORT HAYS INTRAMURALS	53.27	16,609.48	16,566.19	96.56



**AGENCY FUND BALANCES**  
**Year Ended June 30, 2001**

ORGANIZATION	BALANCE 06-30-00	RECEIPTS	EXPENDI- TURES	BALANCE 06-30-01
FORT HAYS RODEO CLUB	247.92	0.00	0.00	247.92
FHSU MATH CLUB	39.30	179.62	142.88	76.04
FHSU MATH RELAYS	2,539.33	3,089.00	2,942.79	2,685.54
FHSU SOCIAL WORK CLUB	33.27	1,712.90	1,777.14	(30.97)
FRENCH CLUB	112.03	0.00	0.00	112.03
GAMMA	0.00	7,676.97	6,778.09	898.88
HALO	1.27	0.00	0.00	1.27
HAYS AREA COMPUTER CLUB	139.26	0.00	139.26	0.00
HAYS SYMPHONY	2,329.53	1,923.87	3,932.45	320.95
HISTORY CLUB	93.46	0.00	33.00	60.46
HOME ECONOMICS ASSOC	0.00	2,033.00	1,472.50	560.50
INSURANCE CLEARING FUND	(948.51)	8,351.36	7,855.04	(452.19)
INTER-FRATERNITY COUNCIL	594.80	120.00	241.80	473.00
INTERNATIONAL BUSINESS EXPERIENCE	0.00	0.00	0.00	0.00
INTERNATIONAL STUDENT EXCHANGE	7,168.13	13,857.64	13,350.44	7,675.33
INTERNATIONAL STUDENT UNION	2,403.55	467.38	904.55	1,966.38
INVESTMENT INCOME	142,039.52	43,984.02	52,539.48	133,484.06
JENNY VOTH FUNDRAISER	0.00	787.00	0.00	787.00
JUDO CLUB	282.12	0.00	0.00	282.12
KANSAS SPEECH AND DEBATE	780.76	0.00	68.58	712.18
KAPPA MU EPSILON	795.69	387.00	403.33	779.36
KAPPA OMICRON NU	560.71	0.00	0.00	560.71
KARA (KS ASSN RES ASSISTANTS)	0.00	0.00	0.00	0.00
KFHS	958.29	310.80	425.75	843.34
K.I.D.S. ORGANIZATION	153.24	0.00	153.24	0.00
KREW	(117.48)	0.00	0.00	(117.48)
LAMBDA ALPHA EPSILON	(273.90)	80.00	60.00	(253.90)
LAMBDA PI ETA	9.08	0.00	0.00	9.08
LEADER	(10,272.53)	100,412.25	67,629.24	22,510.48
LEADERSHIP STUDIES ASSN	296.53	946.83	1124.67	118.69
MARKETING CLUB	6.03	0.00	0.00	6.03
MARTIAL ARTS CLUB	133.96	0.00	133.96	0.00
MBA ASSOCIATION	70.00	70.00	0.00	140.00
MCGRATH HALL	431.41	0.00	431.41	0.00
MCMINDES HALL	5,743.28	9,812.19	10,502.17	5,053.30
MCMINDES HALL STAFF	498.10	749.00	1,139.72	107.38
MCMINDES JUDICIAL BOARD	231.99	140.00	450.50	(78.51)
MCMINDES 1ST EAST	0.00	60.00	59.36	0.64
MCMINDES 1ST WEST	0.00	115.08	113.78	1.30
MCMINDES 2ND EAST	0.00	218.00	62.84	155.16
MCMINDES 2ND WEST	0.00	221.00	221.00	0.00
MCMINDES 3RD EAST	0.00	213.00	199.61	13.39
MCMINDES 3RD WEST	0.00	233.00	204.20	28.80
MCMINDES 4TH EAST	0.00	235.00	160.24	74.76

**AGENCY FUND BALANCES**  
**Year Ended June 30, 2001**

ORGANIZATION	BALANCE 06-30-00	RECEIPTS	EXPENDI- TURES	BALANCE 06-30-01
MCMINDES 4TH WEST	0.00	0.00	0.00	0.00
MCMINDES 5TH EAST	0.00	225.00	225.00	0.00
MCMINDES 5TH WEST	0.00	238.00	209.66	28.34
MCMINDES 6TH EAST	0.00	202.00	188.78	13.22
MCMINDES 6TH WEST	0.00	180.00	170.88	9.12
MEDIA PROS	(39.26)	100.00	38.34	22.40
MEXICO TRIP-SCHUHL	6,963.27	9,539.00	11,644.65	4,857.62
MEMORIAL UNION SERV CENTER	0.00	16,958.88	14,065.00	2,893.88
MORTAR BOARD	1,265.38	4,275.28	4,593.99	946.67
MUSIC FESTIVAL ACCOUNT	4,119.29	11,126.65	13,040.30	2,205.64
NAMA (NATL AGR MARKETING ASSN)	2,745.38	1,640.23	932.02	3,453.59
NATIONAL FRENCH CONTEST	0.00	2,233.34	1,451.14	782.20
NATIONAL STUDENTS' SPEECH AND HEARING ASSOCIATION	1,021.60	1,169.29	1,618.31	572.58
NBS/AERHO	407.76	1,939.00	2,380.82	(34.06)
NEW PROFESSIONAL INSTITUTE	310.72	0.00	0.00	310.72
NON-TRADITIONAL STUDENTS	32.38	0.00	0.00	32.38
ORDER OF OMEGA	488.95	450.00	440.00	498.95
PANHELLANIC COUNCIL	526.85	2,164.32	2,569.34	121.83
PHI ALPHA THETA	319.72	555.66	425.86	449.52
PHI DELTA KAPPA	87.23	0.00	0.00	87.23
PHI EPSILON KAPPA	656.94	2,593.56	2,156.06	1,094.44
PHI ETA SIGMA	467.30	1,735.04	1,698.17	504.17
PHI KAPPA PHI	3,546.08	3,500.57	2,888.81	4,157.84
PHI MU ALPHA SINFONIA	21.29	0.00	0.00	21.29
PHI SIGMA IOTA	753.71	277.66	156.00	875.37
PHYSICAL THERAPY CLUB	(10.00)	90.00	39.18	40.82
PI OMEGA PI	515.30	640.00	694.45	460.85
PI SIGMA ALPHA	175.53	339.32	369.39	145.46
POLITICAL SCIENCE CLUB	0.00	0.00	0.00	0.00
PRE-LAW SOCIETY	70.00	85.00	0.00	155.00
PRE-VET CLUB	450.00	0.00	0.00	450.00
PROS	117.05	0.00	0.00	117.05
PROTESTANT CAMPUS MINISTRIES	209.13	0.00	0.00	209.13
RESIDENCE HALL ASSOCIATION	2,089.79	8,689.51	6,795.92	3,983.38
R.H.A. INVESTMENTS	9,505.75	0.00	0.00	9,505.75
RESIDENCE HALL HONORARY	79.61	0.00	0.00	79.61
RESIDENCE HALL NO FRILLS CONF.	0.00	0.00	0.00	0.00
RETAIL SALES TAX	87.03	2,500.94	2,491.75	96.22
REVEILLE	10,487.92	67,507.15	46,475.80	31,519.27
REVEILLE ACCOUNTS PAYABLE	6,100.00	0.00	(18,900.00)	25,000.00
S.A.G.E.	0.00	0.00	0.00	0.00
SCEC	877.93	0.00	587.84	290.09
SEVENTH CALVARY	0.00	24,979.44	24,963.84	15.60



**AGENCY FUND BALANCES**  
**Year Ended June 30, 2001**

<b>ORGANIZATION</b>	<b>BALANCE 06-30-00</b>	<b>RECEIPTS</b>	<b>EXPENDI- TURES</b>	<b>BALANCE 06-30-01</b>
SIGMA ALPHA EPSILON	92.55	76.27	168.82	0.00
SIGMA PI SIGMA	42.26	0.00	0.00	42.26
SIGMA XI	405.28	701.62	505.31	601.59
SOCCER CLUB	871.11	0.00	0.00	871.11
SOCIETY OF COLLEGIATE JOURNAL.	0.00	0.00	0.00	0.00
SOCIETY OF PHYSICS STUDENTS	662.69	121.99	164.42	620.26
SOCIETY OF STUDENT RAD. TECH.	718.98	0.00	0.00	718.98
SOCIOLOGY CLUB	70.00	1,468.57	1,496.00	42.57
SPANISH CLUB	380.00	0.00	0.00	380.00
SPURS	23.88	3,108.54	2,277.75	854.67
STERNBERG GEOLOGY CLUB	1,445.05	0.00	0.00	1,445.05
STERNBERG GEOSCIENCE CLUB	885.26	1,427.87	2,681.59	(368.46)
STOP	117.48	0.00	0.00	117.48
STUDENT ACCOUNTING ORG.	1,382.65	1,845.05	1,450.93	1,776.77
STUDENT ALUMNI ASSOCIATION	0.00	0.00	0.00	0.00
STUDENT COUNCIL	222.01	0.00	0.00	222.01
STUDENT EDUCATION ASSOCIATION	1,055.43	2,235.50	2,531.11	759.82
TAU KAPPA EPSILON	0.00	0.00	0.00	0.00
TECA	1,019.66	1,591.73	1,036.20	1,575.19
TIGER BY THE TALE	236.90	1,936.50	1,311.29	862.11
UMB VISA CLEARING	0.00	1,433.23	1,433.23	0.00
UNIVERSITY ASSOCIATION	1,730.46	1,470.72	1,332.68	1,868.50
UNIVERSITY WOMEN'S ASSOCIATION	537.38	0.00	0.00	537.38
VENDING CLEARING	1,446.41	12,263.00	12,761.81	947.60
VOLLEYBALL CLUB	0.00	0.00	0.00	0.00
WKGLS	80.40	0.00	0.00	80.40
WKP DEVELOPMENT BOARD	80.86	0.00	0.00	80.86
WIEST HALL	813.63	10,880.59	11,615.82	78.40
WIEST HALL JUDICIAL BOARD	164.20	250.00	375.00	39.20
WIEST HALL STAFF	108.36	906.15	878.27	136.24
WOOSTER COMMUNITY ASSN.	40.59	0.00	0.00	40.59
WORLD'S TOGETHER	27.82	0.00	0.00	27.82
<b>TOTALS</b>	<b>243,993.29</b>	<b>491,594.12</b>	<b>432,527.89</b>	<b>303,059.52</b>

The 303,059.52 is held in the following asset accounts:

REGULAR CHECKING ACCOUNT	74,169.12
MONEY MARKET PLUS ACCOUNT	0.00
CERTIFICATES OF DEPOSIT	228,890.40
<b>TOTALS</b>	<b>303,059.52</b>

**FORT HAYS STATE UNIVERSITY**  
**Schedule of Insurance Coverages**  
**June 30, 2001**

Schedule XI

Description and Location of Insured Property	Tuition and Business Interruption (100%)	Building '(100%)	Contents (100%)	Total Coverage
Student Union	685,000	9,600,278	1,470,310	11,755,588
Agnew Hall (Women's Dorm)	609,523	4,151,091	258,970	5,019,584
Wiest Hall (Men's Dorm)	1,261,734	11,272,611	1,115,141	13,649,486
McMindes Hall (Women's Dorm)	1,265,579	11,310,773	1,115,141	13,691,493
Wooster Place (Student Apartments)	723,697	5,420,513	278,646	6,422,856
Lewis Field Stadium Turf System	221,435	1,622,449		1,843,884
<b>Totals</b>	<b>4,766,968</b>	<b>43,377,715</b>	<b>4,238,208</b>	<b>52,382,891</b>

This is a blanket policy on Tuition Fees and Business Interruption, Buildings, and Contents. The statement is on file with Corporate Insurance Group of Shawnee Mission, Kansas. The policy (No. GA0465607) is effective 9-15-99 and expires 9-15-2002. A \$1,000 deductible applies separately to each loss.



**FORT HAYS STATE UNIVERSITY  
FEDERAL GRANTS  
Year Ended June 30, 2001**

Granting Agency	CDFA #	Description	Expenditures
Dept. OE (1)	84.063	Pell Grant	3,112,211
Dept. OE (1)	84.038	Perkins Loan	1,412,398
Dept. OE (1)	84.007	Supplemental Education Opportunity Grant	242,695
Dept. OE (1)	84.033	College Work Study Program	464,707
Dept. OE (1)	84.032	Fed. Family Education Loan Program*	0
Dept. OE (1)	84.116	FIPSE Grant	265,221
Dept. OE (1)	84.336	Teacher Quality Enhancement Grants	2,424
Dept. OE (1)	84.281	Eisenhower Professional Dev. Grant	61,422
SBA (2)	59.037	Small Business Development Centers	868,084
Dept. CNS (3)	94.016	Senior Companion Program	356,306
Dept. CNS (3)	94.011	Foster Grandparent Program	122,893
Dept. CNS (3)	94.006	Americorps	137,460
Dept. of Interior	15.617	Wildlife and Parks	14,015
Dept. of Interior	15.805	State Water Resources	6,418
U.S. Dept. of Justice (4)	16.592	Cops Grant	8,713
Dept. H&HS (5)	93.358	FNP Traineeship	27,000
Dept. H&HS (5)	93.247	Nurse Practitioner & Midwifery	53,540
NASA	43.001	Research Grant	5,102
NSF (6)	47.074	Molecular & Cellular Biosciences	77,657
TOTAL GRANTS			<u>7,238,266</u>

(1) Office of Education

(2) Small Business Administration

(3) Corporation for National Service

(4) U.S. Department of Justice

(5) Department of Health and Human Services

(6) National Science Foundation

\*Funded thru local banks

**FORT HAYS STATE UNIVERSITY**  
**ANALYSIS OF CHANGES IN LOAN FUND BALANCE**  
**Year Ended June 30, 2001**

	Perkins Loans	Nursing Loans	Total
Beginning Balance July 1, 2000	6,533,699	5,365	6,539,064
Additions:			
Advances by Federal Government	161,032	0	161,032
Advances by State of Kansas--Matching	53,680	0	53,680
Interest Income	103,934	0	103,934
Other Income	19,526	352	
Reimbursement for Teacher cancellations	137,021	0	137,021
Total Additions	475,193	352	475,545
Total Balances and Additions	7,008,892	5,717	7,014,609
Deductions:			
Cancellation of Student Loans	162,359	0	162,359
Administrative Expenses	64,799	0	64,799
Repayments to Federal Government	0	0	0
Repayment to Institution Matching	0	0	0
Total Deductions	227,158	0	227,158
Ending Fund Balances June 30, 2001	6,781,734	5,717	6,787,451
Ending Fund Balance Detail:			
Advances by Federal Government	6,024,820	87,787	6,112,607
Institutional Matching	1,010,236	(298)	1,009,938
Unallocated Reimbursements	762,643	10,053	772,696
Unallocated Income	1,903,304	26,640	1,929,944
Unallocated Cancellations and Expenses	(2,919,269)	(118,465)	(3,037,734)
Total Loan Fund Balance June 30, 2001	6,781,734	5,717	6,787,451



**FORT HAYS STATE UNIVERSITY**  
**COMMENCEMENT ACTIVITIES**  
**Comparison of Income to Expenditures**  
**For Fiscal Years 2000 & 2001**

**Statement I**

	<b>Period Ending 06-30-00</b>	<b>Period Ending 06-30-01</b>
<b>OPERATING INCOME</b>		
Student Fees	24,077	25,501
Other Reimbursements	2,227	2,583
Total Operating Income	26,304	28,084
 <b>OPERATING EXPENDITURES</b>		
1011 Temporary Classified	373	503
114 Other Students - Monthly	0	0
120 Student Employees (Hourly)	1,560	1,560
176 Sick Leave Reserve Payment	10	9
191 Social Security and Related Taxes	28	42
197 Worker's Compensation	19	19
200 Communication	1	0
220 Printing and Advertising	12,615	11,428
230 Rents	0	0
250 Travel	91	50
260 Other Fees	516	88
270 Other Professional Fees	1,050	1,760
290 Cleaning Service	9	0
300 Clothing	0	0
320 Food	2,786	3,131
340 Other Maintenance Materials	436	0
360 Professional Supplies	5,493	5,240
370 Office Supplies	541	190
390 Other Supplies	363	1,238
Total Operating Expenditures	25,891	25,257
 <b>OPERATING INCOME</b>	413	2,826
 <b>OTHER EXPENDITURES</b>		
400 Capital Outlay	0	0
 Excess (Deficit) Income over Expenditures	413	2,826
 <b>ACCOUNT SUMMARY:</b>		
Balance Forward from Previous Year *	21,685	22,084
Add: Receipts	26,304	28,084
Deduct: Expenditures	25,891	25,257
 Balance Remaining End of Fiscal Year	22,098	24,910

\* Adjusted for changes in previous year encumbrances.

**FORT HAYS STATE UNIVERSITY  
RESIDENCE HALLS  
Comparison of Income to Expenditures  
For Fiscal Years 2000 & 2001**

**Statement II**

	Period Ending 06-30-00	Period Ending 06-30-01
<b>OPERATING INCOME</b>		
Sales of Meals	1,382,802	1,278,009
Rent of Halls	1,968,891	1,836,790
Other Rents	229	425
Housing System Bond Fee	101,786	62,178
Work Study Program	1,597	14,613
Other Service Charges	75,119	69,829
Transfers to Residence Hall Associations	(17,250)	(17,250)
Recovery of Expenditures	0	0
Other Income	72,441	87,453
<b>Total Operating Income</b>	<b>3,585,615</b>	<b>3,332,048</b>
<b>OPERATING EXPENDITURES</b>		
100 Classified Salaries	451,813	342,245
110 Unclassified Salaries	94,279	115,619
120 Student Salaries	331,629	360,635
121 Work Study Salaries	2,129	19,484
175 Dependent Health Insurance	13,437	15,051
176 Sick Leave Reserve Payment	4,698	4,034
180 Basic Retirement Programs	25,270	25,293
191 OASDHI	40,603	41,771
195 Health Insurance	53,391	60,804
197 Worker's Compensation	8,862	8,677
198 Unemployment Compensation	1,093	610
200 Communication	120,825	118,522
210 Freight and Express	231	293
220 Printing and Advertising	12,337	11,113
230 Rents	42,663	45,225
240 Repairing and Servicing	255,362	131,716
250 & 950 Travel and Subsistence	12,790	11,889
260 Other Fees	1,059,077	1,048,898
270 Other Professional Fees	32,128	25,689
280 Utilities	424,207	467,127
290 Contractual Services	13,950	16,129
292 Laundry	1,618	5,619
300 Clothing	2,024	2,161
320 Food	40	81
340 Maintenance Materials	107,530	169,953
350 Motor Vehicle Parts and Repairs	3,001	3,889
360 Professional Supplies	2,987	1,411
370 Office Supplies	16,377	14,610
390 Other Supplies	9,829	3,606
392 Household Supplies	55,536	62,551
395 Small Tools	5,115	5,234
399 Other Supplies, Materials, and Parts	2,788	3,949
523 Property Damage or Loss Claims	511	-
<b>Total Operating Expenditures</b>	<b>3,208,126</b>	<b>3,143,890</b>
<b>OPERATING INCOME</b>	<b>377,488</b>	<b>188,158</b>



**FORT HAYS STATE UNIVERSITY**  
**RESIDENCE HALLS**  
**Comparison of Income to Expenditures**  
**For Fiscal Years 2000 & 2001**

**Statement II**

	<b>Period Ending 06-30-00</b>	<b>Period Ending 06-30-01</b>
<b>OTHER EXPENDITURES</b>		
400 Capital Outlay	4,601	-
410 Computer Software & Equipment	26,611	-
420 Building and Improvements	259,122	12,361
460 TeleCommunications/Data Facilities	22,392	785
490 Other Books and Equipment	9,698	2,715
735 Debt Service	201,731	189,080
	<hr/>	<hr/>
Excess (Deficit) Income over Expenditures	(146,667)	(16,783)
	<hr/>	<hr/>
<b>ACCOUNT SUMMARY:</b>		
Balance Forward from Previous Year *	1,157,559	1,013,882
Add: Receipts	3,585,615	3,332,048
Deduct: Expenditures	3,732,281	3,348,831
	<hr/>	<hr/>
Balance Remaining End of Fiscal Year	1,010,892	997,098
	<hr/>	<hr/>

\* Adjusted for changes in previous year encumbrances.

**Fort Hays State University**  
**Kansas Development Finance Authority**  
**Housing System Refunding and Renovation Revenue Bonds, Series E 1994**  
**Changes in fund balance for the year ending 6-30-2001**

**Supplement A**

	<b>5707-5090</b>	<b>5103-5020</b>	<b>5050-5310</b>	<b>5050-5330</b>	<b>5600-5070</b>	<b>5050-5340</b>	
	<b>Surplus</b>	<b>Revenue</b>	<b>Princ. &amp; Int.</b>	<b>Reserve</b>	<b>Depreciation</b>	<b>Rebate</b>	<b>Total</b>
Balance 7-1-00	622,997	387,895	1,839	230,705	100,000	0	1,343,436
Income:							
Statement (II)		3,274,801					3,274,801
Accrued Interest (II)	57,245		23,109	1,812			82,166
Other Revenue							
Revenue Bond Proceeds							
Total Income	57,245	3,274,801	23,109	1,812	0	0	3,356,967
Expenditures:							
Statement (II) Less Debt Xfer		3,159,751					
Interest on Debt			102,483				102,483
Debt Principal			110,000				110,000
Total Expenditures	0	3,159,751	212,483	0	0	0	3,372,234
Transfers:							
Between Surplus & Revenue	(15,000)	15,000					0
From Revenue to Debt		(189,080)	189,080		0		0
Total Transfer	(15,000)	(174,080)	189,080	0	0	0	0
Adjustment for Prior Year		2,990		0			2,990
Balance 6-30-01	665,242	331,855	1,545	232,517	100,000	0	1,331,160

Notes: Reserve account consists of investments of \$215,500 and cash of \$17,017.



**FORT HAYS STATE UNIVERSITY  
MEMORIAL UNION AND ANNEX  
Comparison of Income to Expenditures  
For Fiscal Years 2000 & 2001**

**Statement III**

	<b>Period Ending 06-30-00</b>	<b>Period Ending 06-30-01</b>
<b>OPERATING INCOME</b>		
Work Study Program	4,662	2,798
Student Union Fees	352,788	372,801
Income From Sales & Service	324,876	315,852
Miscellaneous Income	18,142	0
<b>Total Operating Income</b>	<b>700,468</b>	<b>691,451</b>
 <b>OPERATING EXPENDITURES</b>		
100 Classified Salaries	170,513	152,753
110 Unclassified Salaries	97,780	100,225
120 Student Salaries	58,732	66,556
121 Work Study Salaries	6,215	3,730
175 Dependent Health Insurance	4,645	3,948
176 Sick Leave Reserve Payment	1,767	1,390
180 Basic Retirement Programs	16,802	15,768
191 OASDHI	19,505	18,379
195 Health Insurance	22,999	23,007
197 Worker's Compensation	3,332	2,990
198 Unemployment Compensation	510	240
200 Communication	16,924	16,157
210 Freight and Express	176	20
220 Printing and Advertising	2,073	991
230 Rents	1,214	2,670
240 Repairing and Servicing	110,082	36,960
250 & Travel and Subsistence	4,324	2,015
260 Other Fees	703	672
270 Other Professional Fees	11,874	939
280 Utilities	86,187	99,078
290 Contractual Services	555	553
292 Laundry	850	984
296 Insurance	3,819	4,365
300 Clothing	46	85
320 Food	9,353	9,721
330 Fuel	4	
340 Maintenance Materials	19,653	30,450
350 Motor Vehicle Parts and Repairs	64	56
360 Professional Supplies	1,690	634
370 Office Supplies	7,279	4,393
390 Other Supplies	6,615	9,459
392 Household Supplies	9,491	11,560
<b>Total Operating Expenditures</b>	<b>695,776</b>	<b>620,750</b>

**FORT HAYS STATE UNIVERSITY  
MEMORIAL UNION AND ANNEX  
Comparison of Income to Expenditures  
For Fiscal Years 2000 & 2001**

**Statement III**

	<b>Period Ending 06-30-00</b>	<b>Period Ending 06-30-01</b>
OPERATING INCOME	4,692	70,701
OTHER EXPENDITURES		
400 Capital Outlay	4,842	2,601
735 Debt Service	0	
Excess (Deficit) Income over Expenditures	<u>(150)</u>	<u>68,100</u>

**ACCOUNT SUMMARY:**

Balance Forward from Previous Year	389,917	389,886
Add: Receipts	700,468	691,451
Deduct: Expenditures	<u>700,618</u>	<u>623,351</u>
Balance Remaining End of Fiscal Year	<u>389,767</u>	<u>457,986</u>

\* Adjusted for changes in previous year encumbrances.

Card Center Balance	25,448	25,000
Union Maintenance Reserve-SGA	21,218	49,805
Union Reserve	<u>343,100</u>	<u>383,181</u>
Balance Remaining End of Fiscal Year	<u>389,767</u>	<u>457,986</u>



**Fort Hays State University**  
**Kansas Development Finance Authority**  
**Lewis Field Stadium Renovation Revenue Bonds, Series C 1993**  
**Changes in fund balance for the year ending 6-30-2001**

**Statement IV**

	5813-5230 943112 Surplus	5150-5180 943072 Revenue	5448-5190 943082 Princ. & Int.	5670-5200 943102 Reserve	5671-5210 703302 Depreciation	5672-5220 943122 Rebate	Total
Balance 7-1-00	68,388	91,328	5,058	120,000	35,000	0	319,774
Income:							
Student Fees	0	114,505	0	0	0	0	114,505
Accrued Interest	0	0	21,138	0	0	0	21,138
Other Revenue	0	0	0	0	0	0	0
Revenue Bond Proceed	0	0	0	0	0	0	0
Total Income	0	114,505	21,138	0	0	0	135,643
Expenditures:							
Insurance	696	0	0	0	0	0	0
Building	0	0	0	0	0	0	0
Interest on Debt	0	0	46,575	0	0	0	46,575
Debt Principal	0	0	70,000	0	0	0	70,000
Total Expenditures	696	0	116,575	0	0	0	117,271
Transfers:							
From Revenue to P & I	0	(94,887)	94,887	0	0	0	0
Total Transfers	0	(94,887)	94,887	0	0	0	0
Balance 6-30-2001	67,692	110,946	4,508	120,000	35,000	0	338,146

Note: A fee of \$1.00 per on campus credit hour for the first 15 hours is assessed.

**FORT HAYS STATE UNIVERSITY**  
**SERVICE CLEARING INCOME STATEMENT**  
**Year Ended June 30, 2001**

Statement V

	<b>Warehouse</b>	<b>Printing &amp; Duplicating</b>	<b>Mailroom Services</b>	<b>Garage Car Pool</b>	<b>Tele-Comm.</b>	<b>Summary</b>
<b>OPERATING INCOME</b>						
Income from Sales & Service	449,780	520,091	345,908	173,769	534,057	2,023,605
Other Income	629	0	4	15,077	5,432	21,141
Total Gross Income	450,408	520,091	345,912	188,846	539,489	2,044,746
Cost of Goods Sold:						
Inventory 07-01-00	127,170	32,271	32,698	1,889	0	194,028
Purchases	371,681	146,702	300,000	62,306	287,728	1,168,418
Mds. Available for Resale	498,851	178,973	332,698	64,195	287,728	1,362,446
Less: Inventory 6-30-01	131,948	32,456	24,159	3,307	0	191,870
Cost of Goods Sold	366,903	146,518	308,539	60,889	287,728	1,170,576
Gross Profit on Operations	83,505	373,573	37,373	127,957	251,761	874,170
Income from Work Study	0	1,276	0	0	0	1,276
Operating Income	83,505	374,849	37,373	127,957	251,761	875,445
<b>OPERATING EXPENDITURES</b>						
100 Classified Salaries	46,705	172,514	18,943	18,749	9,665	266,577
101 Overtime & Shift Dif.	518	7,699	0	0	189	8,406
110 Unclassified Salaries	0	0	0	0	0	0
120 Student Salaries	12,269	2,938	5,434	3,079	333	24,053
121 Work Study Salaries	0	1,701	0	0	0	1,701
175 Dependent's Health Insura	2,383	6,135	1,318	0	0	9,836
176 Sick Leave Assessment	256	795	105	105	387	1,647
181 Public Employees Retirem	1,880	5,571	754	844	3,415	12,464
191 OASDHI	3,263	12,488	1,272	1,608	6,799	25,430
195 Health Insurance	5,107	15,812	2,553	2,553	6,071	32,096
197 Worker's Compensation	550	1,710	226	225	833	3,544
198 Unemployment Compensa	82	287	17	21	89	496
205 Intergovernmental Local C	990	1,650	330	330	0	3,300
206 Postage	2	6,858	8	0	0	6,869
207 Intergovernmental Telepho	37	185	0	23	0	245
209 Other Communication Cha	0	0	0	1,811	0	1,811
219 Other Freight & Express	0	670	0	0	0	670
221 Printing and Binding	9,845	11,426	419	0	52	21,741
224 Advertising	0	610	0	0	0	610
229 Other Vendor Printing/Bindi	0	25,337	0	0	0	25,337
237 Rent of Equipment	0	2,232	1,521	0	56	3,809
239 Other Rent and Utilities	0	0	0	0	0	0
241 Repair, Passenger Cars	0	0	0	7,026	0	7,026
243 Repair, Machinery and Equ	0	40,512	5,103	187	191	45,993
244 Repair, Building and Groun	0	0	0	264	19,023	
246 Repair, Computer Equipm	0	0	0	0	0	0
247 Info Processing Equip R/S	123	0	0	0	16,513	16,636
248 Info Processing Equip Soft	0	0	292	0	14,423	14,715
249 Other R/S	0	0	0	0	11,278	11,278
2511 Private Car In-State	0	0	0	22	238	260
2512 Private Car Out-of-State	0	133	0	0	0	133
2521 Hire Car, Plane, Bus In-St	0	0	0	81	0	81
2531 State Car In-State	85	229	0	715	522	1,551



**FORT HAYS STATE UNIVERSITY**  
**SERVICE CLEARING INCOME STATEMENT**  
Year Ended June 30, 2001

Statement V

	Warehouse	Printing & Duplicating	Mailroom Services	Garage Car Pool	Tele-Comm.	Summary
2532 State Car Out-of State	0	0	0	0	129	129
2572 Transportation Out-of-Sta	0	169	0	0		169
2581 Subsistence In-State	408	141	0	515	1,040	2,103
2582 Subsistence Out-of-State	0	1,154	0	0	0	1,154
2591 NonSubsistence In-State	225	0	0	400	4	629
2592 Nonsubsistence Out-of-St	0	211	0	0	0	211
263 Data Processing Services	0	1,363	15	0	44	1,421
269 Other Fees	0	18,587	400	0	0	18,987
279 Other Professional Fees	0	1,195	0	0	990	2,185
286 Solid Waste Removal Fee	0	0	0	0	0	0
291 Memberships & Subscripti	0	90	0	0	65,413	65,503
292 Laundry	0	404	0	0	0	404
296 Surety Bond and Ins. Prem	210	128	0	5,963	218	6,519
299 Other Contractual Services	0	0	0	0	0	0
341 Building Materials and Sup	0	629	0	194	5,573	6,396
343 Computer Systems Parts	293	30	0	0	0	323
349 Other Maint. Materials-Sup	0	3,233	0	129	150	3,511
3508 Motor Veh Parts	0	0	0	890	21	911
351 Gas and Diesel Fuel	665	15	0	0	165	845
359 Other Parts and Supplies	838	101	0	2,887	40	3,867
369 Scientific Supplies	0	89	0	114	968	1,171
371 Office Supplies	8	2,921	415	309	809	4,461
372 Data Processing Supplies	34	441	210	3	591	1,279
373 Telecommunications Lines	901	72	91	0	38,749	39,813
392 Laundry Supplies	0	6	287	16	104	413
395 Small Tools	0	5	0	276	354	634
399 Other Supplies and Parts	179	574	0	8,653	249	9,654
520 Property Damage	0	0	0	0	0	0
490 Equipment not Depreciate	0	1,290	0	200	12,723	14,213
Subtotal	87,857	350,336	39,712	58,193	218,410	735,219
Depreciation Expense	4,113	45,035	4,862	52,113	169,362	275,485
Total Operating Expenditures	91,969	395,371	44,573	110,306	387,772	1,010,704
Net Income or (Loss)	(8,464)	(20,522)	(7,201)	17,651	(136,011)	(154,546)
Net Gain or (Loss) on Equipment	0	0	0	0	0	0
Add: Adjustments to Fund Balanc	187	13,135	0	1,010	2,262	16,592
Fund Balance on 07-01-00	174,456	383,033	115,978	322,646	1,127,026	2,123,139
Total Ending Fund Balance 06-30-01	166,179	375,646	108,777	341,307	993,276	1,985,186
Detail of Fund Balance:						
Unexpended Cash	14,802	160,555	65,172	127,944	211,930	580,403
Equipment (Net)	16,451	180,139	19,447	208,454	677,449	1,101,941
Consumable Supply Inventory	131,948	32,456	24,158	3,307	0	191,869
Accounts Payable	2,978	2,496	0	1,603	103,897	110,974
Total Fund Balance on 06-30-01	166,179	375,646	108,777	341,307	993,276	1,985,186

**FORT HAYS STATE UNIVERSITY  
STUDENT HEALTH  
Comparison of Income to Expenditures  
For Fiscal Years 2000 & 2001**

**Statement VI**

	Period Ending 06-30-00	Period Ending 06-30-01
<b>OPERATING INCOME</b>		
Charges for Doctor's Fees	117,890	111,616
Miscellaneous Services	784	852
Student Health Fees	291,373	314,082
Work Study Program	0	0
Other Income	70	0
Total Operating Income	410,117	426,549
<b>OPERATING EXPENDITURES</b>		
100 Classified Salaries	24,298	39,770
110 Unclassified Salaries	220,449	205,735
114 Graduate Assistants	0	0
120 Student Salaries	17,060	15,784
121 Work Study Salaries	0	0
175 Dependent Health Insurance	7,376	6,687
176 Sick Leave Assessment	1,387	1,188
180 Basic Retirement Programs	20,761	18,149
191 OASDHI	17,065	18,456
195 Health Insurance	14,368	17,036
197 Worker's Compensation	2,618	2,555
198 Unemployment Compensation	465	241
200 Communication	2,559	2,608
220 Printing and Advertising	711	1,657
230 Rents	3,436	3,591
240 Repairing and Servicing	601	3,693
250 & 950 Travel and Subsistence	1,098	4,853
260 Other Fees	21,231	23,116
270 Other Professional Fees	2,223	1,489
290 Contractual Services	1,648	2,941
320 Food for Human Consumption	9	188
340 Maintenance Materials	2,074	54
360 Professional Supplies	72,800	77,598
370 Office Supplies	2,415	1,563
590 Loss From Monetary Transactions	12	0
390 Other Supplies	660	1,156
Total Operating Expenditures	437,323	450,109
OPERATING INCOME	(27,206)	(23,560)
<b>OTHER EXPENDITURES</b>		
400 Capital Outlay	2,388	2,380
Excess (Deficit) Income over Expenditures	(29,594)	(25,940)
<b>ACCOUNT SUMMARY:</b>		
Balance Forward from Previous Year *	76,831	47,526
Add: Receipts	410,117	426,549
Expenditures from Other accounts	0	0
Deduct: Expenditures	439,711	452,489
Balance Remaining End of Fiscal Year	47,237	21,585

\* Adjusted for changes in previous year encumbrances.



**FORT HAYS STATE UNIVERSITY**  
**DAY CARE CENTER**  
**Comparison of Income to Expenditures**  
**For Fiscal Years 2000 & 2001**

**Statement VII**

	<b>Period Ending 06-30-00</b>	<b>Period Ending 06-30-01</b>
<b>OPERATING INCOME</b>		
Student Government Allocation	13,000	13,000
Charges for Day Care Services	44,687	33,377
Educational and Library Sales	105	230
Other Income	7,279	5,078
Total Operating Income	<u>65,070</u>	<u>51,685</u>
 <b>OPERATING EXPENDITURES</b>		
100 Classified Employees	0	0
110 Unclassified Salaries	42,723	43,676
120 Student Salaries	3,294	2,190
176 Leave Assessment	244	197
180 Basic Retirement Programs	4,355	4,241
191 OASDHI	3,286	3,137
195 Health Insurance	4,685	5,332
197 Worker's Compensation	460	424
198 Unemployment Compensation	86	41
200 Communication	3	8
230 Photocopying	159	229
240 Repairing & Servicing	0	0
250 & 950 Travel and Subsistence	780	166
260 Other Fees	27	0
320 Food for Consumption	7,585	5,294
340 Maintenance Materials	3	0
360 Professional Supplies	1,347	627
370 Office Supplies	289	185
390 Other Supplies	1,006	853
Total Operating Expenditures	<u>70,331</u>	<u>66,601</u>
 <b>OPERATING INCOME</b>	 (5,261)	 (14,916)
 <b>OTHER EXPENDITURES</b>		
400 Capital Outlay	<u>0</u>	<u>0</u>
 Excess (Deficit) Income over Expenditures	 <u>(5,261)</u>	 <u>(14,916)</u>
 <b>ACCOUNT SUMMARY:</b>		
Balance Forward from Previous Year *	158	(5,103)
Add: Receipts	65,070	51,685
Adjustment for change in receivables		
Deduct: Expenditures	<u>70,331</u>	<u>66,601</u>
 Balance Remaining End of Fiscal Year	 <u>(5,103)</u>	 <u>(20,019)</u>

\* Adjusted for changes in previous year encumbrances

**FORT HAYS STATE UNIVERSITY**  
**PARKING AND TRAFFIC FEES**  
**Comparison of Income to Expenditures**  
**For Fiscal Years 2000 & 2001**

Statement VIII

	Period Ending 06-30-00	Period Ending 06-30-01
OPERATING INCOME		
Parking Fees	160,449	156,982
Parking Fines	34,744	35,502
Parking Meters	2,520	2,754
Other Income	154	0
Total Operating Income	197,866	195,238
OPERATING EXPENDITURES		
100 Classified Salaries	0	0
120 Student Salaries	3,103	2,113
190 Payroll Taxes	52	29
200 Communication	1,781	1,604
220 Printing and Duplicating	2,008	5,511
230 Rent of Equipment	0	0
240 Car repairs and Services	146	88
250 & 950 Travel and Subsistence	0	0
260 Other Fees	5	115
270 Professional Services	525	554
290 Dues & Memberships	0	0
300 Clothing	0	0
340 Maintenance Supplies and Parts	2,066	3,880
350 Other Parts Supplies and Accessories	0	994
360 Professional Supplies	70	525
370 Office Supplies	750	442
390 Parking Permits, Small Tools, Etc.	7,499	3,494
590 Losses from Monetary Transactions	0	0
Total Operating Expenditures	18,005	19,348
OPERATING INCOME	179,861	175,890
OTHER EXPENDITURES		
400 Capital Outlay	639	0
440 Nonstructural Improvements	120,787	213,816
700 Transfers	0	720
Excess (Deficit) Income over Expenditures	58,435	(38,646)
ACCOUNT SUMMARY:		
Balance Forward from Previous Year *	26,414	89,545
Add: Receipts	197,866	195,238
Adjustment for change in receivables		
Deduct: Expenditures	139,431	233,884
Balance Remaining End of Fiscal Year	84,849	50,899

\* Adjusted for changes in previous year encumbrances.



**FORT HAYS STATE UNIVERSITY**  
**Balance Sheet**  
**As of June 30, 2001**

	Current Funds			Current Funds Total	Loan Funds	Plant Funds			Agency Funds	Nine Month Payroll Clearing Fund	Service Clearing and Imprest Funds	Total (MEMO ONLY)	
	Unrestricted		Restricted			Unexpended	Renewal and Replacement	Retirement of Indebtedness					Investment in Plant
	Gen. Use	Desig. Use											
Assets:													
Cash	338,787	3,660,729	580,470	4,579,986	544,579	0	270,762	345,762		74,169	2,749,661	715,365	9,280,284
Accounts Receivable (net)	110,387	249,886	472,422	832,695	6,237,309							1,624	7,071,628
Inventory				0								191,869	191,869
Prepaid Expense	844,305			844,305									844,305
Investments at Cost				0				215,500		228,890			444,390
Investment in Plant				0					78,403,664			1,101,941	79,505,605
Total Assets	1,293,479	3,910,615	1,052,892	6,256,986	6,781,888	0	270,762	561,262	78,403,664	303,059	2,749,661	2,010,799	97,338,081
Liabilities & Fund Balances													
Liabilities													
Accounts Payable	264,510	205,354	154,693	624,557		344,070						112,002	1,080,628
Prepaid Tuition	519,973	241,945		761,918									761,918
Salaries Payable	743,684	83,180	99,580	926,444							2,612,494	18,640	3,557,578
Compensated Absences	2,266,884	545,199		2,812,083								57,389	2,869,472
Revenue Bonds				0					2,305,000				2,305,000
Other Debt	0	124,405		124,405								0	124,405
Total Liabilities	3,795,051	1,200,082	254,273	5,249,406	0	344,070	0	0	2,305,000	0	2,612,494	188,031	10,699,001
Fund Balances													
Reserve for Accounts Receivable	110,387	249,886	472,422	832,695	6,237,309							1,624	7,071,628
Reserve for Encumbrances	367,697	339,066	22,556	729,319		158,505	99,964					97,297	1,085,084
Unreserved Fund Balance	(2,979,656)	2,121,581	303,641	(554,434)	544,579	(502,575)	170,798	561,262	76,098,664	303,059	137,167	1,723,848	78,482,368
Total Fund Balances	(2,501,572)	2,710,533	798,619	1,007,580	6,781,888	(344,070)	270,762	561,262	76,098,664	303,059	137,167	1,822,768	86,639,080
Total Liabilities & Fund Balances													
	1,293,479	3,910,615	1,052,892	6,256,986	6,781,888	0	270,762	561,262	78,403,664	303,059	2,749,661	2,010,799	97,338,081

\* Prepaid expenses consists of Summer Session 01 costs paid in June.

\* Prepaid tuition consists of Summer Session 01 revenue collected in June

\* Compensated absences are calculated using accrued annual and sick leave balances for continuing employees.

\* Salaries payable include those earned but not paid as of June 30, 2001.

\* Other debt includes capital expenditures financed through the Kansas Development Finance Authority.