

Art 101 Beginning Drawing Syllabus
Fort Hays State University
College of Art, Humanities and Social Sciences
Department of Art and Design
Professor Amy Schmierbach

Syllabus

Course Information:

3 credit hours
Fall 2020
AD 229
MWF 10:30am-12:20pm

Instructor information:

Office AD 228
Office Phone: 785-628-4272
Art Department Office Phone: 785-628-4247
E-mail: ajschmierbach@fhsu.edu
Email is the best contact method. Will return all correspondence within 24 hours, if not sooner.
Website: amyschmierbach.com
Office Hours: Due to the circumstances of this semester, I will be available via Zoom whenever you need to talk about classwork, classes or anything else.
Please go to this website to set up a meeting with me.
<https://calendly.com/ajschmierbach/meeting>
Appointment is preferred as sometimes meeting are scheduled during my office hours.
Email is the best contact method. Will return all correspondence within 24 hours, if not sooner.

Zoom meetings every week on Mon, Wed, Fri, until Dec 9, 2020 (please see details below)
<https://fhsu.zoom.us/j/92328124940?pwd=TXMzbjZqaER4SURWYjRjbnQxaHhBQT09>
Meeting ID: 923 2812 4940
Passcode: draw

Professor Amy Schmierbach has her MFA in Printmaking from Illinois State University, BFA in Printmaking and Graphic Design from Southern Illinois University-Edwardsville. Professor Schmierbach has been teaching drawing at FHSU for 20 years.

Catalog Definition

Broad exploration of traditional drawing materials of the craftsman.

Goals

Drawing is about seeing. Drawing is about passion. Drawing is about self exploration and creating a personal mark making. Drawing is about hard work and dedication.

This class will start to develop the student's aesthetic and conceptual ideas through the medium of drawing. During these in-class studio times, the class will explore a variety of black and white and color drawing materials, graphite and charcoal. These materials will be explored by drawing from observation of still life's and architectural devices. Students will be required to keep a sketchbook just for this class of weekly assignments. At the end of the semester each student will present artist presentation.

Course Outcomes

Upon the completion of this course you will be able to:

1. Demonstrate fluency with a variety of drawing techniques and media.
2. Demonstrate an understanding of vocabulary specific to the discipline of drawing, elements, and principles of design.
3. Translate observed three-dimensional forms as two-dimensional images.
4. Demonstrate effective compositional strategies.
5. Assess the strengths and weaknesses of personal artwork and the artwork of others.
6. Identify historical and contemporary approaches to drawing.

This is a beginning and entry-level course. No prerequisites are required or needed. We start from scratch.

Textbook - mandatory

Drawing A Sketch and Textbook 2nd Edition

Margaret Lazzari; Dona Schlesier; Douglas Schlesier

eISBN-13: 9780190930226

You can rent or buy textbook from campus store or the following websites.

Check each for cheapest price.

<http://fhsu.textbookx.com/institutional/index.php?action=browse#books/2382058/>

<https://www.redshelf.com/book/1181230/drawing-1181230-9780190930226-margaret-lazzari-dona-schlesier-douglas-schlesier>

<https://www.ecampus.com/drawing-sketch-textbook-2nd-lazzari/bk/9780190870614>

Technology Requirement: access to blackboard and a smart phone/digital camera. Digital cameras and iPad's are available for check out at the campus library.

Teaching, Learning Methods and Course Structure

Delivery Method:

This is a hand on course. The instructor will provide short demonstrations and visual examples of historical and contemporary art work on techniques and material usage.

As this course is Hybrid this semester, all course materials will be on Black board. All demos, assignments, quizzes will be on blackboard.

Instructional Approach:

The students will be required to work, experiment, and find their own style/mark making for each technique. There will be guidelines for each assignment. But personal exploration through trial error is mandatory for this course.

As this course is Hybrid this semester, all course materials will be on Black board. All demos, assignments, quizzes will be on blackboard. Zoom meetings will be required during our scheduled class time. A schedule of these Zoom meetings will be shared on blackboard and email the week before classes start. Each student will be required to attend one Zoom meeting a week.

Course Structure:

Every week you will have an assignments due. You will be required to draw. You will be required to complete readings. You will be required to complete worksheets and quizzes. During an average week you will be required to put in an extra 5-6 hours of homework outside of our scheduled class time. **You will need to work 10-12 hours a week on this class.** Please arrange your personal schedule to accommodate this workload.

Example of work week:

Each week you will meet with me via zoom. I will meet 1/3 of class on Monday, 1/3 of class on Wednesday, and 1/3 of class on Friday. (you will be given a timeslot the week before classes start.)

These weekly zoom meetings will be our time to review and critique completed art work. I will also explain the next weeks assignment.

Each week you will have access to work in the drawing studio. With social distancing everyone will not be allowed in the class room at the same time. This studio schedule will be sent to you the week before classes start.

Example of a schedule:

Monday - Zoom with Amy

Wednesday – work in the studio

Friday – post practice work on Padlet and complete finished drawing

Monday – Drawing and Worksheet due prior to your meeting with Amy. During Zoom meeting you will share your finished work with our class for critique. Amy introduce next assignment.

Wednesday – Finished Project on Padlet for grade. Practice next assignment in Studio

Course Schedule

Please see timeline as another attachment.

Grading Breakdown

All drawing and presentation assignments will be graded as follows. I break down the grade in this fashion so you know where improvement is needed. I will expect improvement with each proceeding drawing assignment; subsequently it will be graded harder as your abilities improve and develop.

All students will create a website on the first day of class. Students will be required to photograph their own work with professional standards and upload it to their website. All work will be graded from the website. If work is uploaded late there will be a deduction of grade.

Points will be divided into 20 categories with 5 points each category totally 100 points per each project assignment.

Rubrics will follow this matrix. Each assignment rubric will vary slightly to project requirements.

Craftsmanship and skill: Successfully achieves all points

1. Correct perspective
2. Accurate structural forms
3. Clean edges and presentation
4. Appropriate material usage
5. Evidence of practice in sketchbook
6. Dedication and hard work applied to project
7. Investigation of contemporary or historical artists as preparation for project

Creativity: Successfully achieves all points

8. Personal exploration of marking making and experimentation– Gestural Mark making
9. Creating personal source materials/images

Composition: Successfully achieves all points

10. Use of correct compositional strategy for assignment.
11. Creating eye movement within the picture plane

Class Participation: Successfully achieves all points

12. Arriving at class prepared and bringing the correct drawing materials
13. Turning assignments in on time
14. Helping fellow classmates
15. Asking for advice and help from the instructor or fellow students
16. Ability to address each project with an open mind, positive attitude and enthusiasm
17. The ability to participate in the critique/skillfully describe the composition used in project.

Elements of Design: Successfully achieves all points:

18. Variety of line weight
19. Ability to create a range of Value Contrast/Chiaroscuro
20. Quality of texture

Please look in Blackboard for specific rubric details. Each assignment's rubric varies slightly.

Exemplary – Excellent. The best of the class. Professional level of skill. Worked above average hours on assignment. Superior mark making and assignment interpretation.

Proficient – Shows great skill knowledge and experience. Worked average hours on assignment. Thoughtful mark making.

Developing - Work shows growth and advancement in skill. Worked at or below average hours on assignment. Mark making is becoming consistent.

Beginning - Rudimentary stage in skill development. Worked below average hours on assignment. Did not follow directions correctly. Mark making is inconsistent.

Unsatisfactory - Not what is needed or expected on the assignment. Did not complete or did not follow directions. Mark making is undeveloped and/or lacking.

I break down the grade in this fashion so you know where improvement is needed. I will expect improvement with each proceeding drawing assignment; subsequently it will be graded harder as your abilities improve and develop.

Syllabus quiz	50 points
11 Worksheets at 25 points each	275 points
Midterm test	100 points
Finals test	100 points
11 skill building unit projects at 100 points each	1100 points
2 video submissions at 50 points each	100 points
Final Drawing	200 points
Portfolio review	Pass/Fail
1925 total points for the semester	

Just a reminder.....

An "A" is excellent, "B" is good, "C" is average, "D" is below average and "U" is unsatisfactory.

Assignments turned in late will drop a letter grade for every class period thereafter. Failure to complete all the assignments means that you will not have completed the course. Therefore, you will receive a "U" for your final grade.

Student Help Resources

Students have access to academic services, technical support and student services at Fort Hays State University. You can find the resources online at <http://www.fhsu.edu/ctelt/services/Student-Help-Resources/>

Course Policies

Class attendance – Strictly enforced

Attendance will be not taken for in classroom work. Attendance will be taken for our weekly zoom meetings with Amy.

You final grade will decrease by one full letter grade at end of semester if you miss more than 2 zoom meetings. Since we are in special times exceptions will be made if you become ill or have family that becomes ill. Please make sure to email me or contact Student Affairs to let us know what is going on. We will work with you so you can be successful in this course.

You are welcome to email me if you are sick or unable to attend class. Please contact Student Affairs at 785-628-4276 and they will formally notify all of your instructors. Doctor or medical documentation is the only way to receive a formal exception to class attendance.

If you miss a class you are responsible for making up that time. If notes or an assignment were given, you are responsible to get them. If it was a studio day, you are responsible to make up that time. If an assignment was due on the day you missed with an excused absence, it will be due the next day. If the

day you missed was unexcused, your assignment will be due the next day and a whole letter grade will be deducted. *Exchange phone numbers with the people around you!*

Do not e-mail me asking me what you have missed. Please refer to timeline. Call a classmate. Discuss missed information at the next class period.








Health and Safety

Every possible safety measure will be taken for the health and safety of the students. Safety will be discussed at the beginning of every assignment with appropriate media demonstrations for tools and equipment.

Materials and Fees

Students are responsible of purchasing their own supplies.

For art supplies go to <https://www.dickblick.com/lists/blicku/HPU6BFG6YPOIU/publicview/>

Item ID	Item Description	Price 	Priority	Qty	Buy
13651-1005	Strathmore 400 Series Smooth Surface Drawing Pad - 11" x 14", 24 Sheets	\$10.51	Required		
20702-0359	Sakura Pigma Micron Pen Set - 003 and 005, Set of 4	\$9.72 	Required		
12403-1105	Strathmore 400 Series Sketch Pad - 11" × 14", Spiral Bound, Side, 100 Sheets	\$10.86 	Required		
21563-1001	General's Tri-Tip Eraser	\$1.49	Required		
09094-1020	Sakura Koi Water Brush - Round, Size 6	\$5.45 	Required		
10311-1046	Blick Studio Newsprint Pad - 12" x 18", 50 Sheets	\$4.38	Required		
21938-1009	General's Charcoal Drawing Assortment - Set of 11	\$9.08	Required		
20421-1009	General's Kimberly Drawing Pencil Set - Assorted Hardness, Set of 10	\$9.44 	Required		
20480-2191	General's Wide Compressed Graphite Stick - 6B	\$1.03 	Required		
20419-2001	General's Sketch and Wash Pencil - Soft	\$1.53	Required		
55618-0060	C-Thru Beveled Plastic Ruler - B-60, 8ths	\$2.39	Recommended		
50512-1050	Metal Table Sketching Easel	\$10.19 	Recommended		

All substitutions need to be approved!!!

Optional Supplies: Art supply box/Tackle box, Scissors, Utility Knife

Working in the classroom after hours

Only a fraction of each class will be allowed in the classroom at one time. This schedule will be created the week before classes start. Please check black board and your FHSU email for details right before school starts.

*Students need a pass to stay and work in the studio after 10p.m. and on the weekends. Passes are available in the art office. Please allow one day for them to be issued. The pass is free and is valid the entire semester. Campus police will ask you to leave if you do not have your pass with you.

Put this number in your phone-----Campus Police 785-628-5304

Emergency 911

Classroom Rules:

1. No cell phones in the classroom during class or during breaks. If you bring them in the room please have them turned off. Make calls in the hallway.
2. No Tobacco! If you cannot smoke in the building you cannot chew in it!
3. Food and drink are permitted in my class as long as it does not interfere with class or work. That means you may snack while working, not sit and eat for 15 minutes then work.
4. During studio classes I will provide a 5-minute break. 5 minutes is not long enough to run to union and grab a snack. Come prepared!
5. Talking needs to stay at a minimum during studio hours. You may visit during breaks or after class.
6. No computers on your desk during class. Please take notes in your sketchbook.

Social Distancing rules will be posted in the classroom, blackboard and sent to you by email before classes start.

Visual Plagiarism

Visual and/or written plagiarism will not be tolerated, note consequences below in the Academic Policy statement. Plagiarism is any type of copying of words or visuals that you do not note the source. You should be using anyone else's word or pictures this semester. This includes using pictures found on the Internet or drawing from images found on the Internet. Please use your own! You must take your own photos. If you use found images to draw from, you will receive a 0 for that assignment and possibly fail the class. If you need assistance finding copyright free images, please let me know and I will assist you.

Link for University Policies are in Blackboard. These include title IX, plagiarism, attendance, withdrawal, accessibility and Kelly center.

DIVERSITY AND INCLUSION STATEMENT

I would like to create a learning environment for my students that supports a diversity of thoughts, perspectives and experiences, and honors your identities (including race, gender, class, sexuality, religion, ability, etc.) To help accomplish this:

- If you have a name and/or set of pronouns that differ from those that appear in your official FHSU records, please let me know!
- If you feel like your performance in the class is being impacted by your experiences outside of class, please don't hesitate to come and talk with me. I want to be a resource for you. Remember that you can also submit anonymous feedback (which will lead to me making a general announcement to the class, if necessary to address your concerns). If you prefer to speak with someone outside of the course, Taylor L. Kriley, M.S. is the Director of Inclusion & Diversity Excellence, tlkriley2@fhsu.edu.
- I (like many people) am still in the process of learning about diverse perspectives and identities. If something was said in class (by anyone) that made you feel uncomfortable, please talk to me about it. (Again, anonymous feedback is always an option).

RESPECT FOR DIVERSITY STATEMENT

It is my intent that students from all diverse backgrounds and perspectives be well-served by this course, that students' learning needs be addressed both in and out of class, and that the diversity that the students bring to this class be viewed as a resource, strength and benefit. It is my intent to present materials and activities that are respectful of diversity: gender identity, sexuality, disability, age, socioeconomic status, ethnicity, race, nationality, religion, and culture. Your suggestions are encouraged and appreciated. Please let me know ways to improve the effectiveness of the course for you personally, or for other students or student groups.

Important note: **Given the sensitive and challenging nature of the material discussed in class, it is imperative that there be an atmosphere of trust and safety in the classroom.** I will attempt to foster an environment in which each class member is able to hear and respect each other. **It is critical that each class member show respect for all worldviews expressed in class.** It is expected that some of the material in this course may evoke strong emotions, please be respectful of others' emotions and be mindful of your own. Please let me know if something said or done in the classroom, by either myself or other students, is particularly troubling or causes discomfort or offense. While our intention may not be to cause discomfort or offense, the impact of what happens throughout the course is not to be ignored and is something that I consider to be very important and deserving of attention. If and when this occurs, there are several ways to alleviate some of the discomfort or hurt you may experience:

1. Discuss the situation privately with me. I am always open to listening to students' experiences, and want to work with students to find acceptable ways to process and address the issue.
2. Discuss the situation with the class. Chances are there is at least one other student in the class who had a similar response to the material. Discussion enhances the ability for all class participants to have a fuller understanding of context and impact of course material and class discussions.
3. Notify me of the issue through another source such as your academic advisor, a trusted faculty member, or a peer. If for any reason you do not feel comfortable discussing the issue directly with me, I encourage you to seek out another, more comfortable avenue to address the issue.

Statement Regarding Wearing of Face Coverings

To protect the health and safety of the FHSU community, when present on University property, all faculty, staff, students, and visitors must wear face coverings over their mouths and noses when in common areas of a building (including hallways, elevators, public spaces, classrooms, conference rooms, library, and other common areas), and when within six (6) feet of another individual anywhere on University property. Employees and students with a recognized disability that prevents them from wearing a face covering can contact the Human Resources office (if an employee) or Student Accessibility Services at 785-628-4401 (if a student) to discuss possible accommodations and the appropriate documentation process.

In classrooms, faculty have the right to deny a student entry into the room if the student is not wearing a face covering. Students not wearing a face covering will be reminded to do so and offered a clean face covering, if one is available. If the student does not comply, the faculty member will ask the student to leave the space, and if available, join the class remotely. As a last resort, campus police may be called. The faculty members will complete the Coronavirus (COVID-19) Concern Reporting Form and the appropriate office will look further into the issue and take the non-compliance with the request to leave into consideration of further accountability measures.

At no point should anyone put themselves into an unsafe situation while attempting to enforce the face-covering policy. FHSU campus police: 785-628-5304

Time line for this class is on the next two pages. This document may change slightly.

Drawing 1	Please see Blackboard for assignment instructions and demos.									
	dates	Info covered/info during weekly zoom meetings	Drawing textbook reading	quiz, tests, and worksheet	drawing assignments	material	Type of paper	Post to Padlet mid week	Post to Padlet on Critique day	points
Unit 1	Week 1	Aug. 17-23 Monday - intro to your pod Monday - intro to studio Monday - intro to supplies Monday - intro to blackboard Monday - intro to padlet Wednesday - What is drawing lecture? Wednesday - How to photograph art Wednesday - Demo of different marks of different paper	p. 1X - 16	worksheet on B8 syllabus quiz	intro video marks of different paper	graphite, charcoal wash	newsprint #1 sketchbook #2 sketchbook	intro video - Friday	marks on different paper	syllabus quiz - 50 points intro video - 50 points marks of different paper - 100 points
Week 2	Aug. 24-30	crit marks on paper lecture on elements and principles of design lecture and demo on gesture lines	p. 17-24	worksheet on B8 photos of elements and principles 10 gesture sketches on newsprint 5 sustained gesture in #1 sketchbook	graphite stick graphite stick		photos of elements and principles 10 gesture newsprint sketches	5 sustained gesture drawings	worksheet on B8 - 25 points photos of elements and principles - 100 points gesture sketches on newsprint - 100 points	
Week 3	Aug. 31- Sept. 6	critique gesture blind contour exercise lecture on contour and calligraphic line demo on contour and calligraphic line	p. 35-53	worksheet on B8 5 sketch of contour line 5 sketch of contour line 5 sketch of contour/calligraphic line 5 sketch of contour/calligraphic line 1 sketch of contour/calligraphic line 1 sketch of contour/calligraphic line 1 sketch of contour/calligraphic line	graphite ink pen graphite/ stick ink pen ink pen graphite/ stick choice	newsprint newsprint newsprint newsprint #1 sketchbook #1 sketchbook #2 sketchbook	5 sketch of contour on newsprint/graphite 5 sketch of contour on newsprint/ink 5 sketch of contour/calligraphic/graphite 5 sketch on contour/calligraphic ink 1 sketch of contour/calligraphic ink 1 sketch of contour/calligraphic ink 1 sketch of contour/calligraphic choice	worksheet on B8 - 25 points contour/calligraphic line - 100 points		
Week 4	Sept. 7-13	crit contour and calligraphic lecture cross hatch demo cross hatch how to put a still life together hierarchy of objects different composition shapes	p. 57-78	worksheet on B8 cross hatch value scale cross hatch value scale 3 object still life drawing 5 object still life drawing	graphite ink pen graphite graphite/ink pen	#1 sketchbook #1 sketchbook #2 sketchbook #2 sketchbook	cross hatch value scale graphite cross hatch value scale ink pen 3 object still life drawing cross hatch 5 object still life drawing cross hatch	worksheet on B8 - 25 points cross hatch - 100 points		
Week 5	Sept 14-20	crit cross hatch lecture shading demo picture plane matrix	p. 79-104	worksheet on B8 shading value scale 1 object shading 1 object shading 3 object still life shading 3 object still life shading	graphite graphite charcoal graphite charcoal	#1 sketchbook #1 sketchbook #1 sketchbook #2 sketchbook #2 sketchbook	shading value scale 1 object shading 1 object shading 3 object shading 3 object shading	worksheet on B8 - 25 points shading - 100 points		
Week 6	Sept 21-27	crit shading lecture perspective demo perspective	p. 105-138	worksheet on B8 photos of 1, 2, 3 point perspective 1 point box 2 point box 3 point box cylinder box and cylinder still life plus shading	graphite graphite graphite graphite graphite	#1 sketchbook #1 sketchbook #1 sketchbook #1 sketchbook #2 sketchbook	1 point box 2 point box 3 point box cylinder box and cylinder still life plus shading	worksheet on B8 - 25 points perspective - 100 points		

