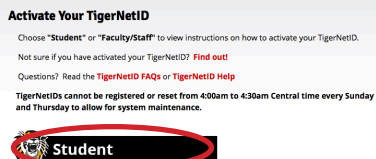

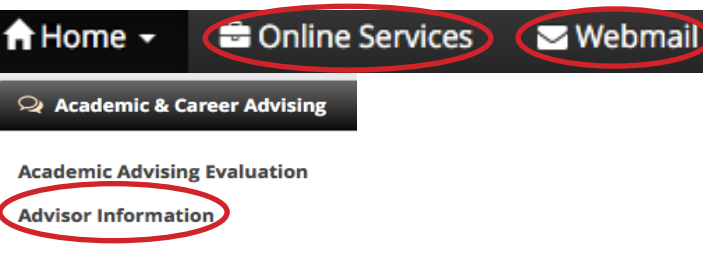
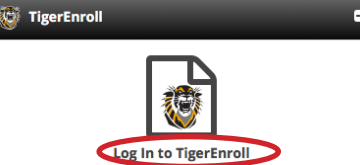
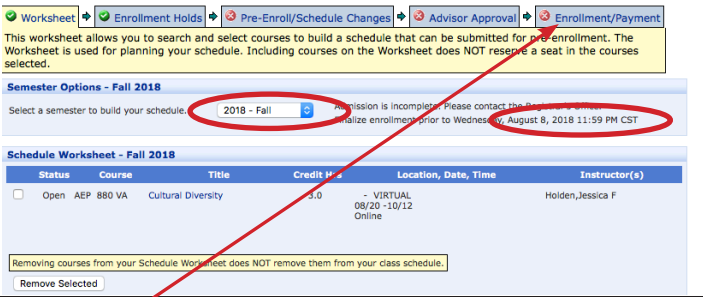


STEPS TO FOLLOW AFTER YOU ARE ADMITTED TO FORT HAYS STATE.

Step 1	<p>Activate your TigerNet ID, at: www.fhsu.edu/activate.</p> <p>Select "Student" and follow the required steps.</p>	<p>Activate Your TigerNetID</p> <p>Choose "Student" or "Faculty/Staff" to view instructions on how to activate your TigerNetID.</p> <p>Not sure if you have activated your TigerNetID? Find out!</p> <p>Questions? Read the TigerNetID FAQs or TigerNetID Help</p> <p>TigerNetIDs cannot be registered or reset from 4:00am to 4:30am Central time every Sunday and Thursday to allow for system maintenance.</p> 
<p>Your TigerNetID & password will access all FHSU accounts (TigerTracks, Blackboard, TigerLink, etc).</p>		
Step 2	<p>Login to TigerTracks.</p> <p>Select the "TigerTracks" link in the upper left hand corner of the FHSU website: www.fhsu.edu. Click "CAS Secure Login" to sign in with your TigerNet ID.</p>	
Step 3	<p>Find your academic advisor.</p> <p>Click on "Online Services." Your advisor information is listed under the "Academic & Career Advising" section. This person will help with course selection and approve courses.</p> <p>Access your FHSU email by clicking "Webmail", you may already have new emails from FHSU!</p>	
Step 4	<p>Login to TigerEnroll.</p> <p>On the "Online Services" tab. Click "Log In to TigerEnroll" in the bottom right hand corner. This is where you will select your courses.</p>	
Step 5	<p>Interested in Applying for Financial Assistance?</p> <p>Learn more about financial aid and scholarships at: http://www.fhsu.edu/finaid/applying-for-aid. Submit your FAFSA and check for required documents. Notifications will be sent by email. Your financial aid will need to be ready to complete Step 7.</p>	
Step 6	<p>Pre-Enroll in Classes.</p> <p>Learn how to pre-enroll in classes. Visit https://www.fhsu.edu/ace/tigerenroll/.</p> <p>Make sure you select the semester you wish to pre-enroll in courses for. Next to the semester options is the date when your pre-enrollment window begins.</p>	
Step 7	<p>Finalize your enrollment (set up payment arrangements). You can complete this step on the final tab in TigerEnroll. For questions and payment options, contact Student Fiscal Services at (785) 628-5251. Be sure to check the FHSU academic calendar for important dates and deadlines!</p>	
Step 8	<p>Prepare for classes to begin! Search and order course textbooks at: https://www.bkstr.com/forthaysstatestore/shop/textbooks-and-course-materials. Courses are not loaded in to Blackboard until the first day of class. To view Blackboard before classes begin, login to the course demo at: http://www.fhsu.edu/virtualcollege/admissions/demo/</p>	

Contact the FHSU Virtual College by phone at (785) 628-4291 or email virtualcollege@fhsu.edu



FORT HAYS STATE UNIVERSITY

Technical Support - Contact TigerTech
 (785) 628-FHSU (3478) or visit: <http://www.fhsu.edu/tigertech/>