

# Student Success: Annual Report & Story of Excellence 2025

## Student Success Team

The Student Success Cluster leads co-curricular student experiences. Our team uses leadership, teamwork, and collaboration to energize student development inside and outside the classroom. Our team cares unconditionally, provides outreach and support, and actively works to develop every Tiger.

## Career Services

The Career Services office creates a dynamic, supportive environment for students to build career readiness skills. Students have access to resources for internships, job searches, online career development platforms, resume and cover letter reviews, mock interviews, interview rooms, Tailored for Tigers professional clothing closet, and a career lounge.

9,225 students and alumni are active users in Handshake.

312 in-person or virtual resume and cover letter reviews.

367 LinkedIn connections.

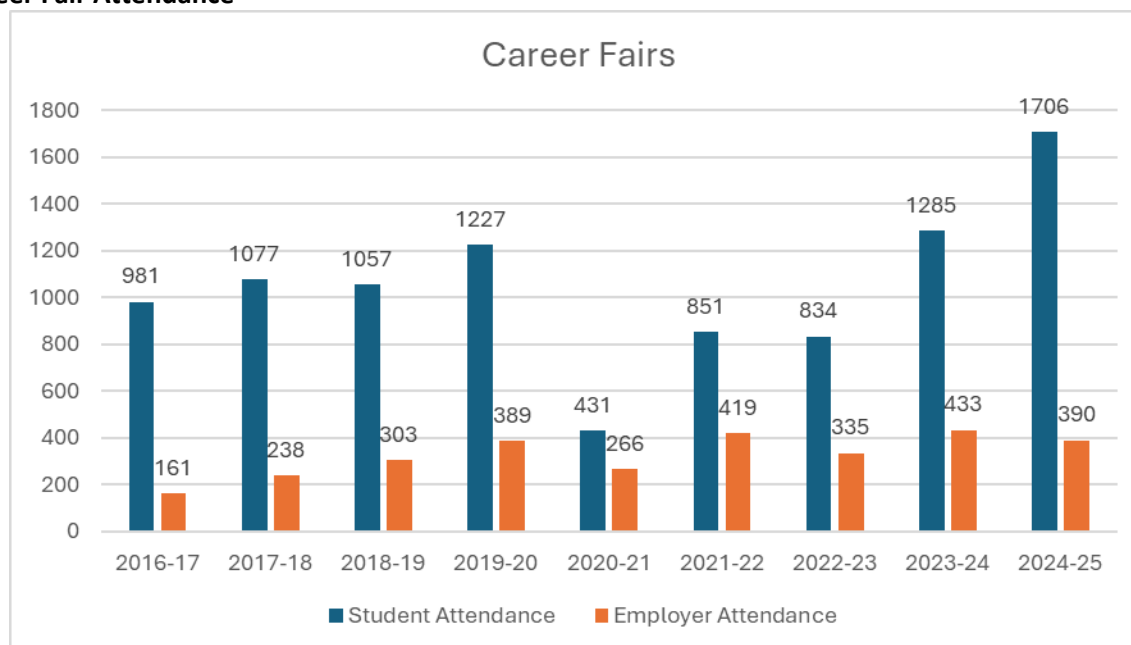
472 new student users of Big Interview/Resume AI.

78 Students utilized interview rooms.

Partnered with four colleges and 16 different departments to host 9 career fairs.

Total Number of Career Fairs	9
Student Participation in Career Fairs	1,706
Employer Participation in Career Fairs	390

## Career Fair Attendance



**Retention & Student Success**

Our team provides leadership for living learning communities, academic coaching and tutoring, orientation programs, care team support, student belonging and support, and UNIV 101 Freshman Seminar. The Retention & Student Success department creates bridges of support for students to achieve educational and personal success.

**Victor E. Village Living Learning Communities**

91% LLC Retention: First Time, Full-Time, On-Campus, Degree Seeking Fall 24 to Spring 25  
14 students signed up to participate in 1st year Living Learning Communities

**Average GPA for LLC students**

3.2 Fall GPA

3.14 Spring GPA

**Average GPA for 1<sup>st</sup> Generation LLC students**

2.25 Fall GPA

2.59 Spring GPA

Learning Community	Retention Rate F24 to S25
1st to Finish	72%
#AdultingTroop 2024	92%
Athletes Today, Leaders Tomorrow	100%
Career Ready Tigers	96%
Everybody's Business	100%
Fort Fit	100%
Go Global	92%
Help Starts Here	75%
Imaging w/ Tiger Pride	89%
L3: Live.Learn.Lead	93%
Land of Oz	85%
Law, Politics, & Justice	85%
Nightingale Power	86%
Opportunity Through Education	92%
Outdoor Adventure & Wide World of Sports	89%
The Business of Sports	100%
Tiger Traditions	85%
Well Cubs	92%
White Coats	100%
<b>Overall</b>	<b>91%</b>

### Orientation – Summer 2024

1,028 incoming freshmen and transfer students attended a FHSU Orientation program. On the 20<sup>th</sup> day of the Fall 2024 semester, 98.6% of students who attended orientation were still enrolled in classes.

### Tutoring – Fall 2024 & Spring 2025

For the Fall Of 2024, 300 one-on-one tutoring appointments were completed by Peer Academic Tutors; 53 students utilized the drop-in evening tutoring – partnership between our office and the Math Department (tutoring is offered Sunday-Thursday from 5-10 PM in the CSS).

Outreach emails were sent to students who had a D or U in course(s) our peer academic tutors support based on the Fall 2024 and Spring 2025 interim grade reports.

In the Fall of 2021, academic tutoring support moved to the Fischli-Wills Center for Student Success. Since that time, we have seen a 58% increase in tutoring appointments.

Fall 2021	Spring 2022	Fall 2022	Spring 2023	Fall 2023	Spring 2024	Fall 2024	Spring 2025
176	155	260	278	372	222	300	216
Total number of appointments per semester							

### Academic Success Coaching: 2024-2025

56 students participated in academic success coaching in Fall 2024

14 students participated in academic success coaching in Spring 2025.

### UNIV 101 Freshman Seminar: Fall 2024

UNIV 101 data shows students' response to the question: "I feel prepared to be successful in college.". See charts below for responses from the pre-test and post-test assessments.

Chart 1 – **Fall 2024 Pre-Test** – 1,010 freshmen enrolled in UNIV 101 responded to this question.

**Q8. Please respond to each item about your college preparedness using the scale provided. - I feel prepared to be successful in college.**

	Count	Percent		
<input type="checkbox"/>	269	26.63%	<div><div></div></div>	Strongly Agree
<input type="checkbox"/>	706	69.90%	<div><div></div></div>	Agree
<input type="checkbox"/>	32	3.17%	<div><div></div></div>	Disagree
<input type="checkbox"/>	3	0.30%	<div><div></div></div>	Strongly Disagree
1010 Respondents				

Chart 2 – **Fall 2024 Post-Test** – 715 freshmen enrolled in UNIV 101 responded to this question.

**Q9. Please respond to each item about your college preparedness using the scale provided. - I feel prepared to be successful in college.**



**AAOG** Access to Academic Opportunity scholarship students participate in a year-long mentoring program.

114 students participated in Fall 2024

1,919 services hours performed in 2024-2025

30 AAOG students earned an undergraduate degree

2 former AAOG students earned a master's degree.

#### **Hispanic College Institute**

50 students participated in HCI in summer 2025.

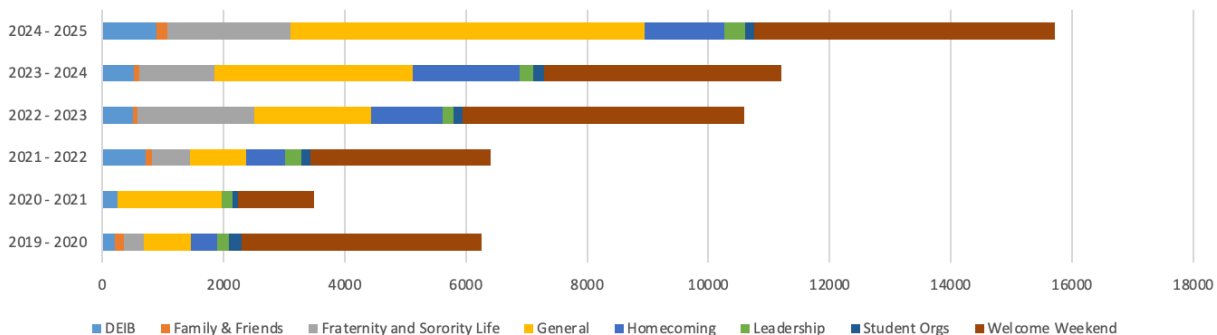
11 past HCI participants enrolled for the Fall 2024 semester.

## Student Engagement & Leadership

Student Engagement fosters co-curricular learning, leadership development, and personal growth by championing social engagement, cultural enrichment, community service, and intellectual development. We are dedicated to providing opportunities for students to learn, serve, and lead throughout their time at Fort Hays State University. We serve as the central hub of student programs and provide support to about 150 student organizations. Our newly designed centralized student programming board works collaboratively with others to provide social and educational experiences for students. Our growing Fraternity and Sorority Life community encompasses 9 chapters representing about 200 students. Our team is working to nurture a new generation of engaged, dedicated, and thoughtful citizen leaders.

Total Attendance by Event Type & Semester						
Type of Event	2019 - 2020	2020 - 2021	2021 - 2022	2022 - 2023	2023 - 2024	2024 - 2025
DEIB	201	249	714	502	525	895
Family & Friends	159	0	107	79	87	173
Fraternity and Sorority Life	323	0	625	1930	1245	2036
General	785	1723	929	1920	3264	5844
Homecoming	426	0	646	1180	1758	1318
Leadership	202	178	269	179	238	337
Student Orgs	200	93	139	148	170	159
Welcome Weekend	3960	1253	2974	4654	3921	4954

5 Year Event Attendance Snap Shot



### Student Programming Board

Diversity Initiatives = approximately 895 total attendees

General Programs = approximately 5844 total attendees

Fraternity & Sorority Events = approximately 2036 total attendees

### Leadership

337 students participated in leadership training.

### Fraternity & Sorority Life

65 new members joined the Fraternity & Sorority Community

208 students participated in the Fraternity & Sorority Community

PHA - 138, IFC - 70

9,618 study hours completed by the community this academic year

### Student Organizations

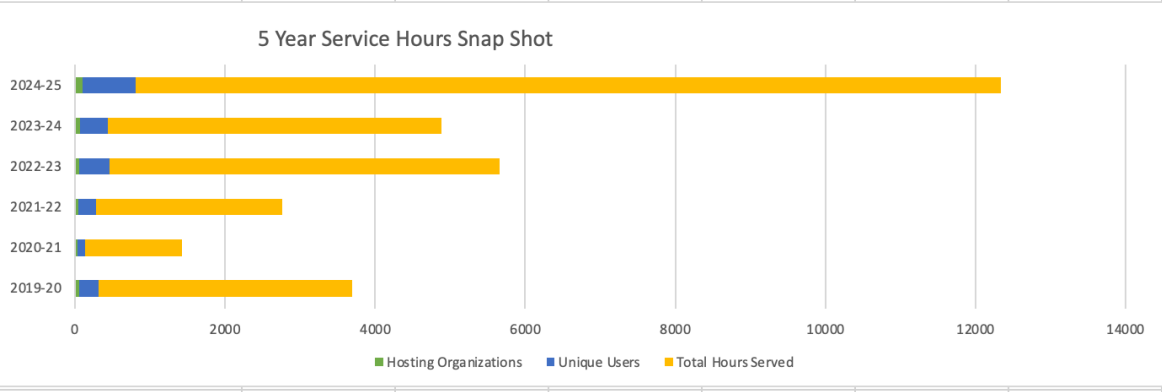
14 new Student Organizations

159 Active Organizations with a total membership of 4521 members.

About 337 students participated in Student Organization focused Leadership Trainings.

Service

5 Year Service Hours Record						
Type of Involvement	2019-20	2020-21	2021-22	2022-23	2023-24	2024-25
Hosting Organizations	56	29	46	52	68	101
Unique Users	264	103	230	404	376	703
Total Hours Served	3,375	1,297	2,485	5,207	4,436	11,527



This equates to \$115,271.67 of monetary impact.